

MIDTOWN MIAMI

**COMMUNITY DEVELOPMENT
DISTRICT**

January 10, 2023

**BOARD OF SUPERVISORS
REGULAR MEETING
AGENDA**

MIDTOWN MIAMI
COMMUNITY DEVELOPMENT DISTRICT

AGENDA
LETTER

Midtown Miami Community Development District
OFFICE OF THE DISTRICT MANAGER
2300 Glades Road, Suite 410W•Boca Raton, Florida 33431
Phone: (561) 571-0010•Fax: (561) 571-0013•Toll-Free: (877) 276-0889

January 3, 2023

ATTENDEES:

**Please identify yourself each time
you speak to facilitate accurate
transcription of meeting minutes.**

Board of Supervisors
Midtown Miami Community Development District

Dear Board Members:

The Board of Supervisors of the Midtown Miami Community Development District will hold a Regular Meeting on January 10, 2023 at 2:00 p.m., at the offices of the CDD, Shops at Midtown Miami, 3401 N. Miami Avenue, Suite 132, Miami, Florida 33127. The agenda is as follows:

1. Call to Order/Roll Call
2. Public Comments
3. Consideration of Resolution 2023-01, Declaring a Vacancy in Seats 1, 2 and 3 of the Board of Supervisors Pursuant to Section 190.006(3)(b), Florida Statutes; and Providing an Effective Date
4. Consider Appointment of Qualified Elector to Fill Seat 1 Vacancy; *Term Expires November 2026*
 - Administration of Oath of Office to Newly Appointed Supervisor (*the following to be provided in a separate package*)
 - A. Guide to Sunshine Amendment and Code of Ethics for Public Officers and Employees
 - B. Membership, Obligations and Responsibilities
 - C. Financial Disclosure Forms
 - I. Form 1: Statement of Financial Interests
 - II. Form 1X: Amendment to Form 1, Statement of Financial Interests
 - III. Form 1F: Final Statement of Financial Interests
 - D. Form 8B – Memorandum of Voting Conflict
5. Consider Appointment of Qualified Elector to Fill Seat 2 Vacancy; *Term Expires November 2026*
 - Administration of Oath of Office to Newly Appointed Supervisor

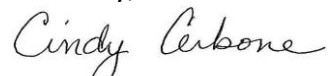
6. Consider Appointment of Qualified Elector to Fill Seat 3 Vacancy; *Term Expires November 2026*
 - Administration of Oath of Office to Newly Appointed Supervisor
7. Consideration of Resolution 2023-02, Designating Certain Officers of the District and Providing for an Effective Date
8. Consideration of Covenant in Lieu of Unity of Title (3055 N. Miami Avenue)
9. Ratification of Restocon Corp., Change Order No. 11 for Traffic Coating and Waterproof Membrane
10. Acceptance of Unaudited Financial Statements as of November 30, 2022
11. Approval of September 13, 2022 Public Hearings and Regular Meeting Minutes
12. Staff Reports
 - A. Operations Manager: *Deborah Samuel*
 - I. Monthly Report
 - II. Parking Information
 - Executive Summary
 - Transient Parking Year Over Year Comparison
 - Revenue By Lane Reports
 - B. District Counsel: *Billing, Cochran, Lyles, Mauro & Ramsey, P.A.*
 - C. District Engineer: *Alvarez Engineers, Inc.*
 - Update: Status of Monitoring Plan Permits for Well Monitoring
 - Update: Status of Restocon Garage Work
 - D. District Manager: *Wrathell, Hunt and Associates, LLC*
 - I. Update: Communication to the City of Miami Regarding TIF
 - II. NEXT MEETING DATE: February 14, 2023 at 2:00 PM
 - QUORUM CHECK

SEAT 1		<input type="checkbox"/> IN PERSON	<input type="checkbox"/> PHONE	<input type="checkbox"/> NO
SEAT 2		<input type="checkbox"/> IN PERSON	<input type="checkbox"/> PHONE	<input type="checkbox"/> NO
SEAT 3		<input type="checkbox"/> IN PERSON	<input type="checkbox"/> PHONE	<input type="checkbox"/> NO
SEAT 4	Kiahna Perez	<input type="checkbox"/> IN PERSON	<input type="checkbox"/> PHONE	<input type="checkbox"/> NO
SEAT 5	Pietro Riccobono	<input type="checkbox"/> IN PERSON	<input type="checkbox"/> PHONE	<input type="checkbox"/> NO

13. Public Comments
14. Supervisors' Requests
15. Adjournment

Should you have any questions, please do not hesitate to contact me directly at (561) 346-5294 or Daniel Rom at (561) 909-7930.

Sincerely,



Cindy Cerbone
District Manager

FOR BOARD MEMBERS AND STAFF TO ATTEND BY TELEPHONE
CALL-IN NUMBER: 1-888-354-0094
PARTICIPANT PASSCODE: 801 901 3513

MIDTOWN MIAMI
COMMUNITY DEVELOPMENT DISTRICT

3

RESOLUTION 2023-01

RESOLUTION OF THE BOARD OF SUPERVISORS OF THE MIDTOWN MIAMI COMMUNITY DEVELOPMENT DISTRICT DECLARING A VACANCY IN SEATS 1, 2 AND 3 OF THE BOARD OF SUPERVISORS PURSUANT TO SECTION 190.006(3)(b), FLORIDA STATUTES; AND PROVIDING AN EFFECTIVE DATE

WHEREAS, the Midtown Miami Community Development District (“**District**”) is a local unit of special-purpose government created by, and existing pursuant to Chapter 190, *Florida Statutes*; and

WHEREAS, on November 8, 2022, three (3) members of the Board of Supervisors (“**Board**”) are to be elected by “**Qualified Electors**,” as that term is defined in Section 190.003, *Florida Statutes*; and

WHEREAS, the District published a notice of qualifying period set by the Supervisor of Elections at least two (2) weeks prior to the start of said qualifying period; and

WHEREAS, at the close of the qualifying period, no Qualified Electors qualified to run for the three (3) seats available for election by the Qualified Electors of the District; and

WHEREAS, pursuant to Section 190.006(3)(b), *Florida Statutes*, the Board shall declare Seats 1, 2 and 3 vacant, effective the second Tuesday following the general election; and

WHEREAS, pursuant to Section 190.006(3)(b), *Florida Statutes*, a Qualified Elector shall be appointed to the vacant seat within 90 days thereafter; and

WHEREAS, the Board finds that it is in the best interests of the District to adopt this Resolution declaring the seat available for election as vacant.

NOW, THEREFORE, BE IT RESOLVED BY THE BOARD OF SUPERVISORS OF THE MIDTOWN MIAMI COMMUNITY DEVELOPMENT DISTRICT:

SECTION 1. The following seat is declared vacant effective as of November 22, 2022:

Seat #1 (currently held by Joseph Padula)

Seat #1 (currently held by Lindsey Vicha)

Seat #1 (currently held by Alex Miranda)

SECTION 2. Until such time as the District Board appoints a Qualified Elector to fill the vacancy declared in Section 1 above, the incumbent Board Supervisor of that respective seat shall remain in office.

SECTION 3. This Resolution shall become effective upon its passage.

PASSED AND ADOPTED this 10th day of January, 2023.

ATTEST:

**MIDTOWN MIAMI COMMUNITY
DEVELOPMENT DISTRICT**

Secretary/Assistant Secretary

Chair/Vice Chair, Board of Supervisors

**MIDTOWN MIAMI
COMMUNITY DEVELOPMENT DISTRICT**

7

RESOLUTION 2023-02

A RESOLUTION OF THE BOARD OF SUPERVISORS OF THE MIDTOWN MIAMI COMMUNITY DEVELOPMENT DISTRICT DESIGNATING CERTAIN OFFICERS OF THE DISTRICT, AND PROVIDING FOR AN EFFECTIVE DATE

WHEREAS, the Midtown Miami Community Development District (“District”) is a local unit of special-purpose government created and existing pursuant to Chapter 190, Florida Statutes; and

WHEREAS, the Board of Supervisors of the District desires to designate certain Officers of the District.

NOW, THEREFORE, BE IT RESOLVED BY THE BOARD OF SUPERVISORS OF THE MIDTOWN MIAMI COMMUNITY DEVELOPMENT DISTRICT:

SECTION 1. _____ is appointed Chair

SECTION 2. _____ is appointed Vice Chair.

SECTION 3. **Craig Wrathell** is appointed Secretary.

_____ is appointed Assistant Secretary.

_____ is appointed Assistant Secretary.

_____ is appointed Assistant Secretary.

Cindy Cerbone is appointed Assistant Secretary.

Daniel Rom is appointed Assistant Secretary.

SECTION 4. This Resolution supersedes any prior appointments made by the Board for Chair, Vice Chair, Secretary, and Assistant Secretaries; however, prior appointments by the Board for Treasurer and Assistant Treasurer(s) remain unaffected by this Resolution.

SECTION 5. This Resolution shall become effective immediately upon its adoption.

[REMAINDER OF PAGE INTENTIONALLY LEFT BLANK]

PASSED AND ADOPTED this 10th day of January, 2023.

ATTEST:

**MIDTOWN MIAMI COMMUNITY
DEVELOPMENT DISTRICT**

Secretary/Assistant Secretary

Chair/Vice Chair, Board of Supervisors

**MIDTOWN MIAMI
COMMUNITY DEVELOPMENT DISTRICT**

8

Please return this instrument after recording to:
Office of Zoning
City of Miami
444 SW 2nd Avenue
4th Floor
Miami, Florida 33130

Folio No.: 01-3125-078-0060, 01-3125-078-0062, 01-3125-078-0061, 01-3125-078-0070,
and 01-3125-078-0080

Reserved for Recording

<p style="text-align: center;">COVENANT IN LIEU OF UNITY OF TITLE</p>
--

KNOW ALL MEN BY THESE PRESENT that the undersigned, MIDTOWN OPPORTUNITIES XIIIIB LLC, a Delaware limited liability company MIDTOWN OPPORTUNITIES IXB LLC, a Delaware limited liability company, MIDTOWN MIAMI COMMUNITY DEV DISTRICT, MIDTOWN OPPORTUNITIES XIIB LLC, a Delaware limited liability company and MIDTOWN OPPORTUNITIES XIIIB LLC, a Delaware limited liability company (hereinafter, collectively, the "Owner") hereby makes, declares and imposes on the land herein described, this Covenant in Lieu of Unity of Title ("Declaration"), and the covenants running with the title to the land contained herein, which shall be binding on the Owner, all heirs, grantees, successors, assigns, personal representatives, and upon all mortgagees, lessees, and all others presently or in the future claiming any interest in the Property, as described below.

WHEREAS, MIDTOWN OPPORTUNITIES XIIIIB LLC, the owner of that certain property located at 3055 N Miami Avenue in the City of Miami, Florida, as more particularly described on Exhibit "A" attached hereto and incorporated, as applicable (together, the "Property"); and

WHEREAS, MIDTOWN OPPORTUNITIES IXB LLC, is the owner of that certain property located at 3000 NE 1 Avenue in the City of Miami, Florida, as more particularly described on Exhibit "A" attached hereto and incorporated, as applicable (together, the "Property"); and

WHEREAS, MIDTOWN MIAMI COMMUNITY DEV DISTRICT, is the owner of that certain property located at 2997 N Miami Avenue in the City of Miami, Florida, as more particularly described on Exhibit "A" attached hereto and incorporated, as applicable (together, the "Property"); and

WHEREAS, MIDTOWN OPPORTUNITIES XIIIB LLC, is the owner of that certain property located at 35 NE 29 Street in the City of Miami, Florida, as more particularly described on Exhibit "A" attached hereto and incorporated, as applicable (together, the "Property"); and

WHEREAS, MIDTOWN OPPORTUNITIES XIIB LLC, is the owner of that certain property located at 2905 N Miami Avenue in the City of Miami, Florida, as more particularly

described on Exhibit "A" attached hereto and incorporated, as applicable (together, the "Property");
and

NOW, THEREFORE, for valuable consideration, the receipt and sufficiency of which are hereby acknowledged, the Owner hereby agrees as follows:

1. Recitals. The above recitals and findings set forth preamble of this Declaration are true and correct and are hereby adopted by reference and incorporated herein as if fully set forth in this Section.

2. Use of Property. The Owner of the Property hereby agrees and declares that (i) for the purpose of this Declaration, the Property shall be considered as one plot and parcel of land, and (ii) so long as this instrument shall remain in effect, any and all conveyances or transfers of all or any portion of the Property by the Owner, its heirs, grantees, successors, assigns, or personal representatives shall be subject to the terms and restrictions of this Declaration as if any such heir, grantee, successor, assign, or personal representative were a party hereto or a signatory hereof.

3. Term of Declaration. The provisions of this Declaration shall become effective upon their recordation in the Public Records of Miami-Dade County, Florida, and shall continue in effect for a period of thirty (30) years after the date of such recordation, after which time they shall be extended automatically for successive periods of ten (10) years each, unless released in writing by the (i) then Owner(s) of the Property (or if any portion of the Property has been submitted to the condominium form of ownership, then by the association established to operate the condominium in lieu of all of the owners thereof) AND (ii) the Zoning Administrator and Directors of the Departments of Resilience and Public Works, Planning, and Building of the City of Miami, subject to the approval of the City Attorney as to legal form and correctness, or their respective designees or successors, upon the demonstration and affirmative finding that the same is no longer necessary to preserve and protect the Property for the purposes herein intended.

4. Covenant Running with the Land: This Declaration, once approved for legal form and sufficiency by the City Attorney, and accepted by the City of Miami, or the respective designees, shall run with the land and be binding upon the heirs, grantees, successors, personal representatives and assigns, and upon all owners, future owners, mortgagees, lessees and others presently or in the future having any interest in the Property.

5. Amendments, Modifications, Releases. The provisions of this Declaration may be amended, modified, or released by a written instrument executed by the (i) then Owner(s) of the Property (or if any portion of the Property has been submitted to the condominium form of ownership, then by the association established to operate the condominium in lieu of all of the owners thereof) and (ii) the Zoning Administrator and Directors of the Departments of Resilience and Public Works, Planning, and Building of the City of Miami, subject to the approval of the City Attorney as to legal form and correctness, or their respective designees or successors upon the demonstration and affirmative finding that the Covenant is no longer necessary to preserve and protect the Property for the purposes herein intended. All amendments, modifications, or releases of this Declaration shall be executed in the manner enumerated in this section and shall be recorded

in the Public Records of Miami-Dade County, Florida in order for the amendment, modification, or release to be valid and effective.

6. Inspection and Enforcement. It is understood and agreed that any official inspector of the City may have the right at any time during normal business hours to enter upon the Property for the purpose of investigating the use of the Property and for determining whether the conditions of this Declaration are being complied with. Enforcement of this Declaration shall be by action against the parties to this Declaration or persons violating or attempting to violate any covenants in this Declaration or the then Owner(s) at the time the violation is committed. This enforcement provision shall be in addition to any other remedies available at law, in equity, or both. The violations may also be enforced by City Code, Chapter 2, Article X, titled Code Enforcement.

7. Severability. Invalidation of any of these covenants by judgment of a court shall not affect any of the other provisions, which shall remain in full force and effect.

8. Cumulative and Waiver. All rights, remedies and privileges granted herein shall be deemed to be cumulative and the exercise of any one or more shall neither be deemed to constitute an election of remedy, nor shall it preclude the party exercising the same from exercising such other additional rights, remedies, or privileges as may be available to it.

9. Declaration Binding on Subsequent Owners. In the event of multiple ownership subsequent to the approval of this Declaration, each of the subsequent owners shall be bound by the terms, provisions, and conditions of this Declaration. Further, except for sales to condominium owners, the Owner agrees that it will not convey portions of the subject Property to such other parties unless and until the owners and such parties shall have executed and mutually delivered, in recordable form an instrument to be known as an "easement and operating agreement" which shall include, but is not limited to:

- (i) Easements in the common area of each parcel for ingress to and egress from the other parcels;
- (ii) Easements in the common area of each parcel for the passage and parking of vehicles;
- (iii) Easements in the common area of each parcel for the passage and accommodation of pedestrians;
- (iv) Easements for access roads across the common area of each parcel to public and private roadways;
- (v) Easements for the installation, use, operation, maintenance, repair, replacement, relocation, and removal of utility facilities in appropriate areas in each such parcel;
- (vi) Easements on each such parcel for construction of buildings

and improvements in favor of each such other parcel;

(vii) Easements upon each such parcel in favor of each adjoining parcel for the installation, use, maintenance, repair, replacement, and removal of common construction improvements such as footing, supports, and foundations;

(viii) Easements on each parcel for attachment of buildings;

(ix) Easements on each parcel for building overhangs and other overhangs and projections encroaching upon such parcel from adjoining parcel such as, by way of example, marquees, canopies, lights, lighting devices, awnings, wing walls, and the like;

(x) Appropriate reservation of rights to grant easements to utility companies;

(xi) Appropriate reservation of rights to road rights-of-way and curb cuts;

(xii) Easements in favor of each such parcel for pedestrian and vehicular traffic over dedicated private ring roads and access roads;

(xiii) Appropriate agreements between the owners of the several parcels as to the obligation to maintain and repair all private roadways, parking facilities, common areas, common facilities, and the like; and

The "Easement and Operating Agreement" shall be recorded by the Applicant/Owner and a copy furnished to the Zoning Administrator and Directors of the Departments of Resilience and Public Works, Planning, and Building of the City of Miami, or their respective designees or successors. These instruments or portions may be waived if approved by each of the directors of Resilience and Public Works, Planning, and Building Departments, as well as the Office of Zoning, or their respective designees, if the provisions are inapplicable to the subject Property. Such provision may be modified or amended by such parties (or the applicable association governing such parties) without approval or joinder by the directors, or their designees, if it will be constructed, conveyed and operated in accordance with an approved site plan.

10. Counterparts/Electronic Signature. This Declaration may be executed in any number of counterparts, each of which so executed shall be deemed to be an original, and such counterparts shall together constitute but one and the same Declaration. The parties shall be entitled to sign and transmit an electronic signature of this Declaration (whether by facsimile, PDF or other email transmission), which signature shall be binding on the party whose name is contained therein. Any party providing an electronic signature agrees to promptly execute and deliver to the other parties an original signed Declaration upon request.

3055 and 2905 and 2997 N Miami Ave, and 35 NE 29 St. and 3000 NE 1 Avenue
Folio Nos. 01-3125-078-0060, 01-3125-078-0062, 01-3125-078-0061, 01-3125-078-0070,
and 01-3125-078-0080

11. Recordation. This Declaration will be e-recorded by the City of Miami, at the Owner's expense, in the public records of Miami-Dade County, Florida upon full execution.

[Signature Page(s) to Follow]

APPROVED AS TO LEGAL FORM
AND CORRECTNESS:

VICTORIA MÉNDEZ, ESQ.
City Attorney

APPROVED:

DAVID SNOW,
Assistant Planning Director

APPROVED:

ALAN M. DODD, P.E.
Director
Department of Resilience and Public Works

APPROVED:

DANIEL S. GOLDBERG, ESQUIRE
Zoning Administrator

APPROVED:

ASAEL MARRERO, RA, RID, AIA, ICC
Director
Building Department

**MIDTOWN MIAMI
COMMUNITY DEVELOPMENT DISTRICT**

9

Change Order

PROJECT: Shops at Midtown – N Block Garage 3401 N Miami Ave Miami, FL 33127	CONTRACT INFORMATION: Contract For: Traffic Coating and Waterproof Membrane Date: April 20, 2016	CHANGE ORDER INFORMATION: Change Order Number: 11 Date: September 23, 2022
OWNER: Midtown Miami Comm. Dev. District 2300 Glades Road, Suite 410 W Boca Raton, FL 33431	DISTRICT ENGINEER: Alvarez Engineers, Inc. 8935 NW 35 Lane, Suite 101 Doral, FL 33172	CONTRACTOR: Restocon Corporation, General Corp. 337 Falkenburg Road Tampa, FL 33616


THE CONTRACT IS CHANGED AS FOLLOWS:

Furnish all supervision, labor, material and equipment required to complete the additional scope of work described as follows: Recoat three ramps in two phases: Phase One, 34th Street ramp from 1st floor to 2nd floor, and 36th Street ramp from 2nd floor to 3rd floor. Phase Two, 36th Street ramp from 1st floor to 3rd floor.

The Contract Sum was	\$ <u>743,854.00</u>
The net change by previously authorized Change Orders	\$ <u>690,758.80</u>
The Contract Sum prior to this Change Order was	\$ <u>1,434,612.80</u>
The Contract Sum will be increased by this Change Order in the amount of	\$ <u>127,000.00</u>
The new Contract Sum, including this Change Order, will be	\$ <u>1,561,612.80</u>
The Contract Time will be increased by	(See date below).
The new date of Substantial Completion will be	<u>October 31, 2022</u> <u>plus one week</u> <u>flexible time</u>

NOTE: This change Order does not include adjustments to the Contract Sum or guaranteed Maximum Price, or the Contract Time, that have been authorized by Construction Change Directive until the cost and time have been agreed upon by both the Owner and Contractor, in which case the Change Order is executed to supersede the Construction Change Directive.

NOT VALID UNTIL SIGNED BY THE DISTRICT ENGINEER, CONTRACTOR AND OWNER.

Alvarez Engineers, Inc.	Restocon Corporation	Midtown Miami CDD
DISTRICT ENGINEER DocuSigned by: 	CONTRACTOR DocuSigned by: 	OWNER DocuSigned by: 
SIGNATURE D4E0...	SIGNATURE F0B4F3...	SIGNATURE 7B4A2...
Juan Alvarez, President	Michael Matthews, Reg. Mgr.	Joseph Padula, CDD Chairman
PRINTED NAME AND TITLE	PRINTED NAME AND TITLE	PRINTED NAME AND TITLE
9/23/2022	9/23/2022	9/23/2022
DATE	DATE	DATE

MIDTOWN MIAMI
COMMUNITY DEVELOPMENT DISTRICT

UNAUDITED
FINANCIAL
STATEMENTS

**MIDTOWN MIAMI
COMMUNITY DEVELOPMENT DISTRICT
FINANCIAL STATEMENTS
UNAUDITED
NOVEMBER 30, 2022**

**MIDTOWN MIAMI
COMMUNITY DEVELOPMENT DISTRICT
TABLE OF CONTENTS**

Description	Page Number(s)
BASIC FINANCIAL STATEMENTS	
Fund Financial Statements:	
<i>Governmental Funds</i>	
Balance Sheet - Governmental Funds	1
Statement of Revenues, Expenditures and Changes in Fund Balances:	
General Fund	2 - 3
Debt Service Fund: Series 2014B	4
 <i>Proprietary Fund - Parking Garage</i>	
Statement of Net Position	5
Statement of Revenues, Expenses and Changes in Net Position	6 - 7
 SUPPORT SCHEDULES	
Lanier Parking Services P&L Data from Invoices:	
Combined - Year-to-Date	8 - 9
North Block - Per Month	10-11
South Block - Per Month	12
Mid-Block East - Per Month	13
Off-Street Parking - Per Month	14

**MIDTOWN MIAMI
COMMUNITY DEVELOPMENT DISTRICT
BALANCE SHEET
GOVERNMENTAL FUNDS
NOVEMBER 30, 2022**

	Governmental Funds		Total
	General	Debt Service Series 2014B	Governmental Funds
ASSETS			
Wells Fargo - operating	\$ 1,764,913	\$ -	\$ 1,764,913
Finemark	125,007	-	125,007
Finemark - ICS	835,846	-	835,846
Iberia	251,949	-	251,949
Accounts receivable	10	-	10
Undeposited funds	4	-	4
Due from governmental funds			
General fund	-	508,498	508,498
Investments			
Reserve B	-	961,814	961,814
Revenue B	-	1,337,648	1,337,648
Prepayment B	-	3,125	3,125
Assessments receivable	1,853	36	1,889
Deposits	4,550	-	4,550
Due from contractor	930	-	930
Due from Site Centers	631,260	-	631,260
Due from PPF AMLI	-	94,194	94,194
Due from other	716	-	716
Total assets	<u>\$ 3,617,038</u>	<u>\$ 2,905,315</u>	<u>\$ 6,522,353</u>
LIABILITIES			
Liabilities:			
Accounts payable	\$ 15,235	\$ -	\$ 15,235
Credit card payable	567	-	567
Restroom deposits	250	-	250
Due to governmental funds			
Debt service - 2014B	508,498	-	508,498
Due to enterprise fund	744,916	-	744,916
Due to Developer	75	-	75
Total liabilities	<u>1,269,541</u>	<u>-</u>	<u>1,269,541</u>
DEFERRED INFLOWS OF RESOURCES			
Deferred receipts	628,230	330,108	958,338
Total deferred inflows of resources	<u>628,230</u>	<u>330,108</u>	<u>958,338</u>
FUND BALANCES			
Restricted for:			
Debt service	-	2,575,207	2,575,207
Assigned			
3 months working capital	612,464	-	612,464
Disaster recovery	150,000	-	150,000
Unassigned	956,803	-	956,803
Total fund balances	<u>1,719,267</u>	<u>2,575,207</u>	<u>4,294,474</u>
Total liabilities, deferred inflows of resources and fund balances	<u>\$ 3,617,038</u>	<u>\$ 2,905,315</u>	<u>\$ 6,522,353</u>

**MIDTOWN MIAMI
COMMUNITY DEVELOPMENT DISTRICT
STATEMENT OF REVENUES, EXPENDITURES,
AND CHANGES IN FUND BALANCES
GENERAL FUND
FOR THE PERIOD ENDED NOVEMBER 30, 2022**

	Current Month	Year to Date	Budget	% of Budget
REVENUES				
Assessments: on-roll (net of discounts)	\$ 111,008	\$ 111,008	\$ 433,458	26%
Assessments: off-roll	-	-	2,819,159	0%
Interest & miscellaneous	237	431	708	61%
Total revenues	<u>111,245</u>	<u>111,439</u>	<u>3,253,325</u>	3%
EXPENDITURES				
Administrative				
Supervisors	-	600	12,000	5%
FICA	-	42	918	5%
Engineering	750	750	15,000	5%
Consulting services	1,441	1,665	57,500	3%
Legal	500	500	60,000	1%
Management	5,179	10,358	62,151	17%
Assessment roll preparation	389	778	4,668	17%
Audit	-	-	8,300	0%
Postage	10	10	600	2%
Insurance	-	56,030	62,446	90%
Property insurance	-	-	4,200	0%
Worker's compensation	-	2,528	4,100	62%
Printing and binding	50	100	600	17%
Legal advertising	-	-	1,250	0%
Bank charges	-	-	1,500	0%
Property taxes	-	-	200	0%
Arbitrage rebate	-	-	1,250	0%
Assessment collection (tax collector)	1,109	1,109	4,515	25%
ADA website compliance	-	-	210	0%
Web hosting	-	-	705	0%
Annual filing fee	-	175	175	100%
Total administrative	<u>9,428</u>	<u>74,645</u>	<u>302,288</u>	25%
Field				
Salaries	15,082	24,608	126,491	19%
Contracts:				
Fountain	-	-	5,000	0%
Janitorial	37,435	74,870	480,000	16%
Security services	556	1,434	700,000	0%
Street sweeping	4,508	9,016	63,000	14%
Landscape	82,446	82,446	340,000	24%
Road cleaning	1,350	2,700	60,000	5%
Air conditioning	238	238	3,500	7%
Pest control	720	720	6,000	12%
Other services	-	-	720	0%
Animal waste removal	-	-	20,000	0%
Waste removal	1,335	2,410	18,000	13%
Telephone	169	885	2,500	35%
Electricity	2,322	2,322	68,000	3%

**MIDTOWN MIAMI
COMMUNITY DEVELOPMENT DISTRICT
STATEMENT OF REVENUES, EXPENDITURES,
AND CHANGES IN FUND BALANCES
GENERAL FUND
FOR THE PERIOD ENDED NOVEMBER 30, 2022**

	Current Month	Year to Date	Budget	% of Budget
Utilities:				
Irrigation	4,678	4,678	72,000	6%
Rentals: general	-	-	10,000	0%
Repairs & maintenance:				
General	2,800	3,261	76,500	4%
Buildings	-	-	30,000	0%
Electrical	1,097	1,097	80,000	1%
Grounds	3,940	3,940	90,000	4%
Irrigation	870	870	30,000	3%
Plant replacement	8,842	8,842	85,000	10%
Signage	46	46	2,000	2%
Printing and binding	-	-	600	0%
Holiday decorations	-	42,412	100,000	42%
Radio	-	-	3,000	0%
Licenses & permits	-	-	750	0%
Security	2,217	4,472	25,000	18%
Office & operating supplies	3,101	5,000	12,000	42%
Office equipment	-	-	3,000	0%
General capital outlay	-	-	50,000	0%
Landscape light fixtures (Holmes)	-	-	45,000	0%
Parma replacement light fixtures	-	-	36,000	0%
MBE sprinkler pipes painting	-	-	22,000	0%
M Park - dog park	-	-	225,000	0%
Contingencies	-	-	60,000	0%
Total field operations	<u>173,752</u>	<u>276,267</u>	<u>2,951,061</u>	9%
Total expenditures	<u>183,180</u>	<u>350,912</u>	<u>3,253,349</u>	11%
Excess/(deficiency) of revenues over/(under) expenditures	(71,935)	(239,473)	(24)	
Fund balances - beginning	<u>1,791,202</u>	<u>1,958,740</u>	<u>2,627,842</u>	
Committed				
Assigned				
3 months working capital	863,322	863,322	863,322	
Disaster recovery	150,000	150,000	150,000	
Unassigned	705,945	705,945	1,614,496	
Fund balance - ending	<u>\$1,719,267</u>	<u>\$1,719,267</u>	<u>\$2,627,818</u>	

**MIDTOWN MIAMI
COMMUNITY DEVELOPMENT DISTRICT
STATEMENT OF REVENUES, EXPENDITURES,
AND CHANGES IN FUND BALANCES
DEBT SERVICE FUND SERIES 2014B
FOR THE PERIOD ENDED NOVEMBER 30, 2022**

	Current Month	Year to Date	Budget	% of Budget
REVENUES				
Assessments: on-roll (net of discounts)	\$ 81,848	\$ 81,848	\$ 319,597	26%
Assessments: off-roll	-	-	1,643,012	0%
Interest and miscellaneous	6,695	10,481	-	N/A
Total revenues	<u>88,543</u>	<u>92,329</u>	<u>1,962,609</u>	5%
Debt service				
Principal	-	-	945,000	0%
Principal prepayment	15,000	15,000	-	N/A
Interest expense	502,262	502,262	1,004,525	50%
Total debt service	<u>517,262</u>	<u>517,262</u>	<u>1,949,525</u>	27%
Administration				
Trustee fees	-	-	3,163	0%
Assessment services	416	832	4,993	17%
Arbitrage calculation	-	500	600	83%
Dissemination agent	-	-	1,000	0%
Tax collector	818	818	3,329	25%
Total administration	<u>1,234</u>	<u>2,150</u>	<u>13,085</u>	16%
Total expenditures	<u>518,496</u>	<u>519,412</u>	<u>1,962,610</u>	26%
Excess/(deficiency) of revenues over/(under) expenditures	(429,953)	(427,083)	(1)	
Fund balance - beginning	<u>3,005,160</u>	<u>3,002,290</u>	<u>1,981,712</u>	
Fund balance - ending	<u><u>\$ 2,575,207</u></u>	<u><u>\$ 2,575,207</u></u>	<u><u>\$ 1,981,711</u></u>	

**MIDTOWN MIAMI
COMMUNITY DEVELOPMENT DISTRICT
STATEMENT OF NET POSITION
PARKING GARAGE (PROPRIETARY FUND)
NOVEMBER 30, 2022**

ASSETS	<u>Balance</u>
Current assets:	
Wells Fargo - garage	\$ 3,498,351
Petty cash	2,000
Undeposited funds	655
Finemark	125,007
Finemark - ICS	783,917
Accounts receivable	13,077
Due from general fund	744,916
Due from other	13,185
Investments	
Prepayment A	1,705
Reserve A	993,337
Revenue A	496,861
Total current assets	<u>6,673,011</u>
Noncurrent assets:	
Capital assets:	
Land & improvements	63,555,028
Furniture, fixtures & equipment	298,506
Accumulated depreciation	<u>(34,255,131)</u>
Total capital assets, net of accumulated depreciation	<u>29,598,403</u>
Total noncurrent assets	<u>29,598,403</u>
Total assets	<u>36,271,414</u>
LIABILITIES	
Current liabilities:	
Accounts payable	97,028
Credit card payable	220
Accrued interest payable	202,137
Sales tax payable	26,228
City tax payable	59,606
Bonds payable - current	2,195,000
Total current liabilities	<u>2,580,219</u>
Noncurrent liabilities:	
Bonds payable	49,502,062
Bond premium/discount	<u>(1,227,180)</u>
Total noncurrent liabilities	<u>48,274,882</u>
Total liabilities	<u>50,855,101</u>
DEFERRED INFLOWS OF RESOURCES	
Deferred receipts	5,215
Total deferred inflows of resources	<u>5,215</u>
NET POSITION	
Net investment in capital assets	(16,730,293)
Restricted for:	
Debt service	1,490,198
Assigned:	
Parking garage improvements	600,000
Disaster recovery	150,000
Working capital	200,000
Unrestricted	<u>(298,807)</u>
Total net position	<u>\$ (14,588,902)</u>

**MIDTOWN MIAMI
COMMUNITY DEVELOPMENT DISTRICT
STATEMENT OF REVENUES, EXPENSES AND CHANGES IN NET POSITION
PARKING GARAGE (PROPRIETARY FUND)
FOR THE PERIOD ENDED NOVEMBER 30, 2022**

	Current Month	Year to Date	Budget	% of Budget
OPERATING REVENUES				
Parking fees	\$ 331,623	\$ 670,009	\$ 4,300,000	16%
Off-street parking	655	655	11,000	6%
Total revenues	<u>332,278</u>	<u>670,664</u>	<u>4,311,000</u>	16%
OPERATING EXPENSES				
Administrative				
Engineering	-	-	30,000	0%
Consulting services	-	-	8,500	0%
Arbitrage rebate	-	500	750	67%
Dissemination agent	-	-	1,000	0%
Bank charges	-	-	7,000	0%
Mgmt and accounting	1,633	3,267	19,599	17%
Trustee fees	-	-	12,650	0%
Credit card fees	-	28,286	338,690	8%
Total administrative	<u>1,633</u>	<u>32,053</u>	<u>418,189</u>	8%
Parking facilities				
Payroll	22,624	36,906	189,736	19%
Contracts:				
Janitorial	37,983	75,965	545,000	14%
Parking	77,440	151,553	1,300,000	12%
Security services	238	615	300,000	0%
Elevator	905	905	100,000	1%
Air conditioning	102	102	1,500	7%
Waste removal	377	680	6,000	11%
Telephone	-	1,039	18,000	6%
Electricity	8,555	8,555	135,000	6%
Rentals	-	-	2,000	0%
Insurance:				
Property	-	353,713	356,828	99%
General liability	-	37,353	40,964	91%
Worker's compensation	-	1,685	4,000	42%
Repairs and maintenance:				
General	4,040	7,237	65,000	11%
Air conditioning	330	330	4,000	8%
Buildings	9,668	16,838	45,000	37%
Electrical	11,495	11,495	40,000	29%
Equipment	667	1,107	26,000	4%
Signage	-	-	4,000	0%

**MIDTOWN MIAMI
COMMUNITY DEVELOPMENT DISTRICT
STATEMENT OF REVENUES, EXPENSES AND CHANGES IN NET POSITION
PARKING GARAGE (PROPRIETARY FUND)
FOR THE PERIOD ENDED NOVEMBER 30, 2022**

	Current Month	Year to Date	Budget	% of Budget
Elevators(repairs and maintenance)	-	-	15,000	0%
Elevators(graphics,flooring, ceiling & lgt cvs)	-	-	20,000	0%
Licenses & permits	-	-	3,500	0%
Contingency	-	-	20,000	0%
Security enhancements	-	-	12,000	0%
Signage, directories, banner & beautification	-	-	50,000	0%
Capital projects	-	-	40,000	0%
Office & operating supplies	2,836	5,071	15,000	34%
Total parking facilities	<u>177,260</u>	<u>711,149</u>	<u>3,358,528</u>	21%
Total operating expenses	<u>178,893</u>	<u>743,202</u>	<u>3,776,717</u>	20%
 Operating income/(loss)	 153,385	 (72,538)	 534,283	
 NONOPERATING REVENUES (EXPENSES)				
Interlocal agreement	-	-	4,696,376	0%
Interest and miscellaneous	8,607	9,324	(8,000)	-117%
Interest expense: series 2014A	(194,364)	(404,275)	(2,425,650)	17%
Depreciation	(176,542)	(353,083)	(2,118,501)	17%
Total non operating revenues/(expenses)	<u>(362,299)</u>	<u>(748,034)</u>	<u>144,225</u>	-519%
 Change in net position	 (208,914)	 (820,572)	 678,508	
Total net position - beginning	(14,379,988)	(13,768,330)	(12,454,199)	
Net position - ending				
Invested in capital assets, net of related debt*	(17,407,295)	(17,407,295)	(17,407,295)	
Restricted for debt service	1,304,200	1,304,200	1,304,200	
Assigned				
Parking garage improvements**	600,000	600,000	600,000	
Disaster recovery**	150,000	150,000	150,000	
Working capital**	200,000	200,000	200,000	
Unrestricted*	564,193	564,193	3,377,404	
Total net position - ending	<u>\$(14,588,902)</u>	<u>\$(14,588,902)</u>	<u>\$(11,775,691)</u>	

*These amounts are affected by estimates and non-cash transactions (such as depreciation) and will change pursuant to the annual audits.

**The following amounts are held in cash; however, working capital may fluctuate below budget to cover current obligations.

**MIDTOWN MIAMI COMMUNITY DEVELOPMENT DISTRICT
LPS OF AMERICA FINANCIAL STATEMENT
FOR THE PERIOD ENDED NOVEMBER 30, 2022**

	North Block	South Block	Mid-Block East	Off Street Parking	Total
REVENUES					
Monthly parking	\$ 122,390	\$ 92,074	\$ 5,320	\$ -	\$ 219,784
Paystation revenue	501,861.25	84,677.00	-	-	586,538.25
Validation	1,367.00	105.00	6,458.00	-	7,930.00
City of Miami (off street parking)	-	-	-	654.88	654.88
Total revenues	<u>625,617.75</u>	<u>176,856.09</u>	<u>11,778.00</u>	<u>654.88</u>	<u>814,906.72</u>
Parking payroll					
Wages - attendant	30,748.44	-	-	-	30,748.44
Wages - accountant	5,583.54	-	-	-	5,583.54
Wages - management	30,443.25	-	-	-	30,443.25
Health insurance	876.81	-	-	-	876.81
Payroll taxes	8,791.50	-	-	-	8,791.50
Employee benefits	3,482.40	-	-	-	3,482.40
Workmen's comp. insurance	6,873.01	-	-	-	6,873.01
PPACA fee	475.00	-	-	-	475.00
Payroll processing	1,674.77	-	-	-	1,674.77
Total administrative	<u>88,948.72</u>	<u>-</u>	<u>-</u>	<u>-</u>	<u>88,948.72</u>
Operating expenses					
Operating supplies	433.50	-	-	-	433.50
Equipment rental	292.67	-	-	-	292.67
Tickets parking/violation	8,426.00	-	-	-	8,426.00
Contract labor	0.73	-	-	-	0.73
Security services	515.49	-	-	-	515.49
Business license	348.00	-	-	-	348.00
Ins claims processing fee	15,000.00	-	-	-	15,000.00
Total operating expenses	<u>25,016.39</u>	<u>-</u>	<u>-</u>	<u>-</u>	<u>25,016.39</u>
R & M					
Total R & M expenses	<u>-</u>	<u>-</u>	<u>-</u>	<u>-</u>	<u>-</u>
Insurance					
General liability	3,440.00	2,560.00	610.00	-	6,610.00
GKLL	255.00	328.00	-	-	583.00
Total insurance expenses	<u>3,695.00</u>	<u>2,888.00</u>	<u>610.00</u>	<u>-</u>	<u>7,193.00</u>

**MIDTOWN MIAMI COMMUNITY DEVELOPMENT DISTRICT
LPS OF AMERICA FINANCIAL STATEMENT
FOR THE PERIOD ENDED NOVEMBER 30, 2022**

	North Block	South Block	Mid-Block East	Off Street Parking	Total
Administration expenses					
Cellular phone	376.07	-	-	-	376.07
Internet services	761.57	-	-	-	761.57
Base management fee	4,946.00	1,676.00	334.00	-	6,956.00
Accounting fees	500.00	876.00	380.00	-	1,756.00
IT support	170.00	170.00	170.00	-	510.00
Banking fees	917.66	44.42	11.90	-	973.98
Credit card fees	12,274.56	702.08	-	-	12,976.64
Accounts receivable	300.00	280.00	185.00	-	765.00
Recruiting	312.50	369.00	-	-	681.50
Lanier Connect	2,600.00	996.00	450.00	-	4,046.00
Miscellaneous expenses	591.79	-	-	-	591.79
Total administration expenses	<u>23,750.15</u>	<u>5,113.50</u>	<u>1,530.90</u>	<u>-</u>	<u>30,394.55</u>
Total operating expenses	141,410.26	8,001.50	2,140.90	-	151,552.66
Net operating income/(loss)	<u>\$ 484,207.49</u>	<u>\$ 168,854.59</u>	<u>\$ 9,637.10</u>	<u>\$ 654.88</u>	<u>\$ 663,354.06</u>
Total operating expense/Net due	<u>\$ 81,410.26</u>	<u>\$ 8,001.50</u>	<u>\$ 2,140.90</u>	<u>\$ -</u>	<u>\$ 91,552.66</u>
Total operating expenses	\$ 141,410.26	\$ 8,001.50	\$ 2,140.90	\$ -	\$ 151,552.66
Less: base reimbursements	(60,000.00)	-	-	-	(60,000.00)
Net Pd/due Lanier System Part	<u>\$ 81,410.26</u>	<u>\$ 8,001.50</u>	<u>\$ 2,140.90</u>	<u>\$ -</u>	<u>\$ 91,552.66</u>

**MIDTOWN MIAMI COMMUNITY DEVELOPMENT DISTRICT
LPS OF AMERICA (NORTH BLOCK) FINANCIAL STATEMENT
FOR THE PERIOD ENDED EACH MONTH DURING FISCAL YEAR 2023**

	Oct 2022	Nov 2022	Dec 2022	Jan 2023	Feb 2023	Mar 2023	Apr 2023	May 2023	Jun 2023	Jul 2023	Aug 2023	Sep 2023	Total
REVENUES													
Monthly parking	\$ 48,355.00	\$ 74,034.50	\$ -	\$ -	\$ -	\$ -	\$ -	\$ -	\$ -	\$ -	\$ -	\$ -	\$ 122,390
Paystation revenue	269,968.00	231,893.25	-	-	-	-	-	-	-	-	-	-	501,861.25
Validation	200.00	1,167.00	-	-	-	-	-	-	-	-	-	-	1,367.00
Total revenues	<u>318,523.00</u>	<u>307,094.75</u>	-	-	-	-	-	-	-	-	-	-	<u>625,617.75</u>
EXPENSES													
Parking payroll													
Wages - attendant	17,185.50	13,562.94	-	-	-	-	-	-	-	-	-	-	30,748.44
Wages - accountant	2,712.89	2,870.65	-	-	-	-	-	-	-	-	-	-	5,583.54
Wages - management	12,186.20	18,257.05	-	-	-	-	-	-	-	-	-	-	30,443.25
Payroll taxes	4,628.59	4,162.91	-	-	-	-	-	-	-	-	-	-	8,791.50
Employee benefits	1,921.30	1,561.10	-	-	-	-	-	-	-	-	-	-	3,482.40
Health insurance	876.81	-	-	-	-	-	-	-	-	-	-	-	876.81
Workmen's comp. insurance	3,573.91	3,299.10	-	-	-	-	-	-	-	-	-	-	6,873.01
PPACA fee	225.00	250.00	-	-	-	-	-	-	-	-	-	-	475.00
Payroll processing	845.65	829.12	-	-	-	-	-	-	-	-	-	-	1,674.77
Total administrative	<u>44,155.85</u>	<u>44,792.87</u>	-	-	-	-	-	-	-	-	-	-	<u>88,948.72</u>
Operating expenses													
Operating supplies	-	433.50	-	-	-	-	-	-	-	-	-	-	433.50
Equipment rental	-	292.67	-	-	-	-	-	-	-	-	-	-	292.67
Tickets parking/violation	8,426.00	-	-	-	-	-	-	-	-	-	-	-	8,426.00
Contract labor	-	0.73	-	-	-	-	-	-	-	-	-	-	0.73
Security services	515.49	-	-	-	-	-	-	-	-	-	-	-	515.49
Business license	-	348.00	-	-	-	-	-	-	-	-	-	-	348.00
Ins claims processing fee	-	15,000.00	-	-	-	-	-	-	-	-	-	-	15,000.00
Total operating expenses	<u>8,941.49</u>	<u>16,074.90</u>	-	-	-	-	-	-	-	-	-	-	<u>25,016.39</u>
R & M													
Total R & M expenses	-	-	-	-	-	-	-	-	-	-	-	-	-

**MIDTOWN MIAMI COMMUNITY DEVELOPMENT DISTRICT
LPS OF AMERICA (NORTH BLOCK) FINANCIAL STATEMENT
FOR THE PERIOD ENDED EACH MONTH DURING FISCAL YEAR 2023**

	Oct 2022	Nov 2022	Dec 2022	Jan 2023	Feb 2023	Mar 2023	Apr 2023	May 2023	Jun 2023	Jul 2023	Aug 2023	Sep 2023	Total
Insurance													
General liability	1,720.00	1,720.00	-	-	-	-	-	-	-	-	-	-	3,440.00
GKLL	127.50	127.50	-	-	-	-	-	-	-	-	-	-	255.00
Total insurance expenses	1,847.50	1,847.50	-	-	-	-	-	-	-	-	-	-	3,695.00
Administration expenses													
Cellular phone	123.98	252.09	-	-	-	-	-	-	-	-	-	-	376.07
Internet services	292.51	469.06	-	-	-	-	-	-	-	-	-	-	761.57
Base management fee	2,473.00	2,473.00	-	-	-	-	-	-	-	-	-	-	4,946.00
Accounting fees	250.00	250.00	-	-	-	-	-	-	-	-	-	-	500.00
IT support	85.00	85.00	-	-	-	-	-	-	-	-	-	-	170.00
Banking fees	530.20	387.46	-	-	-	-	-	-	-	-	-	-	917.66
Credit card fees	5,959.74	6,314.82	-	-	-	-	-	-	-	-	-	-	12,274.56
Accounts receivable	150.00	150.00	-	-	-	-	-	-	-	-	-	-	300.00
Recruiting	156.25	156.25	-	-	-	-	-	-	-	-	-	-	312.50
Lanier Connect	1,300.00	1,300.00	-	-	-	-	-	-	-	-	-	-	2,600.00
Miscellaneous expense	3,145.86	(2,554.07)	-	-	-	-	-	-	-	-	-	-	591.79
Total administration expenses	14,466.54	9,283.61	-	-	-	-	-	-	-	-	-	-	23,750.15
Total operating expenses	69,411.38	71,998.88	-	-	-	-	-	-	-	-	-	-	141,410.26
Net operating income/(loss)	249,111.62	235,095.87	-	-	-	-	-	-	-	-	-	-	484,207.49
Total operating expenses	69,411.38	71,998.88	-	-	-	-	-	-	-	-	-	-	141,410.26
Less: base reimbursements	(60,000.00)	-	-	-	-	-	-	-	-	-	-	-	(60,000.00)
Total operating expenses/Net due	\$ 9,411.38	\$ 71,998.88	\$ -	\$ -	\$ -	\$ -	\$ -	\$ -	\$ -	\$ -	\$ -	\$ -	\$ 81,410.26

**MIDTOWN MIAMI COMMUNITY DEVELOPMENT DISTRICT
LPS AMERICA (SOUTH BLOCK) FINANCIAL STATEMENT
FOR THE PERIOD ENDED EACH MONTH DURING FISCAL YEAR 2023**

	Oct 2022	Nov 2022	Dec 2022	Jan 2023	Feb 2023	Mar 2023	Apr 2023	May 2023	Jun 2023	Jul 2023	Aug 2023	Sep 2023	Total
REVENUES													
Monthly parking	\$ 43,225.09	\$ 48,849.00	\$ -	\$ -	\$ -	\$ -	\$ -	\$ -	\$ -	\$ -	\$ -	\$ -	\$ 92,074.09
Paystation revenue	45,743.00	38,934.00	-	-	-	-	-	-	-	-	-	-	84,677.00
Validation	105.00	-	-	-	-	-	-	-	-	-	-	-	105.00
Total revenues	89,073.09	87,783.00	-	-	-	-	-	-	-	-	-	-	176,856.09
EXPENSES													
Parking payroll													
Total administrative	-	-	-	-	-	-	-	-	-	-	-	-	-
Operating expenses													
Total operating expenses	-	-	-	-	-	-	-	-	-	-	-	-	-
R & M													
Total R & M expenses	-	-	-	-	-	-	-	-	-	-	-	-	-
Insurance													
General liability	1,280.00	1,280.00	-	-	-	-	-	-	-	-	-	-	2,560.00
GKLL	164.00	164.00	-	-	-	-	-	-	-	-	-	-	328.00
Total insurance expenses	1,444.00	1,444.00	-	-	-	-	-	-	-	-	-	-	2,888.00
Administration expenses													
Base management fee	838.00	838.00	-	-	-	-	-	-	-	-	-	-	1,676.00
Accounting fees	438.00	438.00	-	-	-	-	-	-	-	-	-	-	876.00
IT support	85.00	85.00	-	-	-	-	-	-	-	-	-	-	170.00
Banking fees	24.13	20.29	-	-	-	-	-	-	-	-	-	-	44.42
Credit card fees	-	702.08	-	-	-	-	-	-	-	-	-	-	702.08
Accounts receivable	140.00	140.00	-	-	-	-	-	-	-	-	-	-	280.00
Recruiting	164.00	205.00	-	-	-	-	-	-	-	-	-	-	369.00
Lanier Connect	498.00	498.00	-	-	-	-	-	-	-	-	-	-	996.00
Total administration expenses	2,187.13	2,926.37	-	-	-	-	-	-	-	-	-	-	5,113.50
Total operating expenses	3,631.13	4,370.37	-	-	-	-	-	-	-	-	-	-	8,001.50
Net operating income/(loss)	85,441.96	83,412.63	-	-	-	-	-	-	-	-	-	-	168,854.59
Total operating expenses	3,631.13	4,370.37	-	-	-	-	-	-	-	-	-	-	8,001.50
Total operating expenses/Net due	\$ 3,631.13	\$ 4,370.37	\$ -	\$ -	\$ -	\$ -	\$ -	\$ -	\$ -	\$ -	\$ -	\$ -	\$ 8,001.50

**MIDTOWN MIAMI COMMUNITY DEVELOPMENT DISTRICT
LPS OF AMERICA (MID BLOCK) FINANCIAL STATEMENT
FOR THE PERIOD ENDED EACH MONTH DURING FISCAL YEAR 2023**

	Oct 2022	Nov 2022	Dec 2022	Jan 2023	Feb 2023	Mar 2023	Apr 2023	May 2023	Jun 2023	Jul 2023	Aug 2023	Sep 2023	Total
REVENUES													
Monthly parking	\$ 2,565.00	\$ 2,755.00	\$ -	\$ -	\$ -	\$ -	\$ -	\$ -	\$ -	\$ -	\$ -	\$ -	\$ 5,320.00
Validation	3,170.00	3,288.00	-	-	-	-	-	-	-	-	-	-	6,458.00
Total revenues	5,735.00	6,043.00	-	-	-	-	-	-	-	-	-	-	11,778.00
EXPENSES													
Parking payroll													
Total administrative	-	-	-	-	-	-	-	-	-	-	-	-	-
Operating expenses													
Signage	-	-	-	-	-	-	-	-	-	-	-	-	-
Total operating expenses	-	-	-	-	-	-	-	-	-	-	-	-	-
R & M													
R & M - equipment	-	-	-	-	-	-	-	-	-	-	-	-	-
Total R & M expenses	-	-	-	-	-	-	-	-	-	-	-	-	-
Insurance													
General liability	305.00	305.00	-	-	-	-	-	-	-	-	-	-	610.00
Total insurance expenses	305.00	305.00	-	-	-	-	-	-	-	-	-	-	610.00
Administration expenses													
Base management fee	167.00	167.00	-	-	-	-	-	-	-	-	-	-	334.00
Accounting fees	190.00	190.00	-	-	-	-	-	-	-	-	-	-	380.00
IT support	85.00	85.00	-	-	-	-	-	-	-	-	-	-	170.00
Banking fees	5.91	5.99	-	-	-	-	-	-	-	-	-	-	11.90
Accounts receivable	92.50	92.50	-	-	-	-	-	-	-	-	-	-	185.00
Lanier Connect	225.00	225.00	-	-	-	-	-	-	-	-	-	-	450.00
Total administration expenses	765.41	765.49	-	-	-	-	-	-	-	-	-	-	1,530.90
Total operating expenses	1,070.41	1,070.49	-	-	-	-	-	-	-	-	-	-	2,140.90
Net operating income/(loss)	4,664.59	4,972.51	-	-	-	-	-	-	-	-	-	-	9,637.10
Total operating expenses	1,070.41	1,070.49	-	-	-	-	-	-	-	-	-	-	2,140.90
Total operating expenses/Net due	\$ 1,070.41	\$ 1,070.49	\$ -	\$ -	\$ -	\$ -	\$ -	\$ -	\$ -	\$ -	\$ -	\$ -	\$ 2,140.90

**MIDTOWN MIAMI COMMUNITY DEVELOPMENT DISTRICT
OFF-STREET PARKING
FOR THE PERIOD ENDED EACH MONTH DURING FISCAL YEAR 2023**

<u>Month</u>	<u>Year</u>	<u>Amount</u>
October	2022	\$ 654.88
November	2022	
December	2022	
January	2023	
February	2023	
March	2023	
April	2023	
May	2023	
June	2023	
July	2023	
August	2023	
September	2023	-
		<u>\$ 654.88</u>

**MIDTOWN MIAMI
COMMUNITY DEVELOPMENT DISTRICT
CHECK REGISTER
NOVEMBER 30, 2022**

Midtown Miami CDD
Check Detail
November 2022

Type	Num	Date	Name	Account	Paid Amount	Original Amount
Liability Check		11/10/2022	QuickBooks Payro...	101.002 · Wells Fa...		-9,428.65
				512.001 · Payroll S...	-7.00	7.00
			QuickBooks Payroll...	2110 · Direct Depos...	-9,421.65	9,421.65
TOTAL					-9,428.65	9,428.65
Liability Check		11/23/2022	QuickBooks Payro...	101.002 · Wells Fa...		-10,546.57
				512.001 · Payroll S...	-7.00	7.00
			QuickBooks Payroll...	2110 · Direct Depos...	-10,539.57	10,539.57
TOTAL					-10,546.57	10,546.57
Liability Check		11/25/2022	QuickBooks Payro...	101.002 · Wells Fa...		-9,428.66
				512.001 · Payroll S...	-7.00	7.00
			QuickBooks Payroll...	2110 · Direct Depos...	-9,421.66	9,421.66
TOTAL					-9,428.66	9,428.66
Bill Pmt -Check	CBI	11/04/2022	Kings III of Americ...	101.002 · Wells Fa...		-300.00
Bill	2250924	09/30/2022		541.003 · Telephone	-300.00	300.00
TOTAL					-300.00	300.00
Bill Pmt -Check	CBI	11/04/2022	FedEx	101.007 · Wells Fa...		-9.64
Bill	7-933-06884	11/03/2022		541.006 · Postage ...	-9.64	9.64
TOTAL					-9.64	9.64
Check	CBI	11/08/2022	Miami Dade Water ...	101.007 · Wells Fa...		-4,677.51
				543.014 · Utility - Irr...	-4,677.51	4,677.51
TOTAL					-4,677.51	4,677.51
Bill Pmt -Check	CBI	11/18/2022	AT&T	101.007 · Wells Fa...		-169.45
Bill	146496235 102822	11/17/2022		541.003 · Telephone	-169.45	169.45

Midtown Miami CDD
Check Detail
November 2022

Type	Num	Date	Name	Account	Paid Amount	Original Amount
TOTAL					-169.45	169.45
Bill Pmt -Check	CBI	11/23/2022	Miami Dade Water ...	101.007 · Wells Fa...		-1,709.81
Bill	0263879289 102022	09/30/2022		543.014 · Utility - Irr...	-362.40	362.40
Bill	6783382483 102022	09/30/2022		543.014 · Utility - Irr...	-103.72	103.72
Bill	6651763579 102022	09/30/2022		543.014 · Utility - Irr...	-256.18	256.18
Bill	4433591004 102022	09/30/2022		543.014 · Utility - Irr...	-876.40	876.40
Bill	0692331941 102022	09/30/2022		543.014 · Utility - Irr...	-57.81	57.81
Bill	6783382483 092022	09/30/2022		543.014 · Utility - Irr...	-53.30	53.30
TOTAL					-1,709.81	1,709.81
Paycheck	DD	11/10/2022	Carolina Reyes	101.002 · Wells Fa...		0.00
				512.001 · Payroll S...	-1,090.30	1,090.30
				512.001 · Payroll S...	-193.85	193.85
				521.001 · Fica Taxes	-79.62	79.62
				202.501 · FICA Pay...	79.62	-79.62
				202.501 · FICA Pay...	79.62	-79.62
				521.001 · Fica Taxes	-18.62	18.62
				202.501 · FICA Pay...	18.62	-18.62
				202.501 · FICA Pay...	18.62	-18.62
				2110 · Direct Depos...	1,185.91	-1,185.91
TOTAL					0.00	0.00
Paycheck	DD	11/10/2022	Deborah Samuel(101.002 · Wells Fa...		0.00
				512.001 · Payroll S...	-4,463.80	4,463.80
				512.001 · Payroll S...	-323.08	323.08
				202.500 · FWT Pay...	388.00	-388.00
				521.001 · Fica Taxes	-296.79	296.79
				202.501 · FICA Pay...	296.79	-296.79
				202.501 · FICA Pay...	296.79	-296.79
				521.001 · Fica Taxes	-69.41	69.41
				202.501 · FICA Pay...	69.41	-69.41
				202.501 · FICA Pay...	69.41	-69.41
				2110 · Direct Depos...	4,032.68	-4,032.68
TOTAL					0.00	0.00
Paycheck	DD	11/10/2022	Guadalupe Marquez	101.002 · Wells Fa...		0.00
				512.001 · Payroll S...	-1,123.23	1,123.23
				512.001 · Payroll S...	-129.23	129.23

Midtown Miami CDD Check Detail November 2022

Type	Num	Date	Name	Account	Paid Amount	Original Amount
				202.500 · FWT Pay...	83.00	-83.00
				521.001 · Fica Taxes	-77.66	77.66
				202.501 · FICA Pay...	77.66	-77.66
				202.501 · FICA Pay...	77.66	-77.66
				521.001 · Fica Taxes	-18.16	18.16
				202.501 · FICA Pay...	18.16	-18.16
				202.501 · FICA Pay...	18.16	-18.16
				2110 · Direct Depos...	1,073.64	-1,073.64
TOTAL					0.00	0.00
Paycheck	DD	11/10/2022	Tariq A Bayzid	101.002 · Wells Fa...		0.00
				512.001 · Payroll S...	-3,403.41	3,403.41
				512.001 · Payroll S...	-323.08	323.08
				202.500 · FWT Pay...	312.00	-312.00
				521.001 · Fica Taxes	-231.04	231.04
				202.501 · FICA Pay...	231.04	-231.04
				202.501 · FICA Pay...	231.04	-231.04
				521.001 · Fica Taxes	-54.03	54.03
				202.501 · FICA Pay...	54.03	-54.03
				202.501 · FICA Pay...	54.03	-54.03
				2110 · Direct Depos...	3,129.42	-3,129.42
TOTAL					0.00	0.00
Paycheck	DD	11/23/2022	Carolina Reyes	101.002 · Wells Fa...		0.00
				512.001 · Payroll S...	-545.15	545.15
				521.001 · Fica Taxes	-33.79	33.79
				202.501 · FICA Pay...	33.79	-33.79
				202.501 · FICA Pay...	33.79	-33.79
				521.001 · Fica Taxes	-7.91	7.91
				202.501 · FICA Pay...	7.91	-7.91
				202.501 · FICA Pay...	7.91	-7.91
				2110 · Direct Depos...	503.45	-503.45
TOTAL					0.00	0.00
Paycheck	DD	11/23/2022	Deborah Samuel(101.002 · Wells Fa...		0.00
				512.001 · Payroll S...	-6,695.07	6,695.07
				202.500 · FWT Pay...	807.00	-807.00
				521.001 · Fica Taxes	-415.10	415.10
				202.501 · FICA Pay...	415.10	-415.10
				202.501 · FICA Pay...	415.10	-415.10
				521.001 · Fica Taxes	-97.08	97.08

Midtown Miami CDD
Check Detail
 November 2022

Type	Num	Date	Name	Account	Paid Amount	Original Amount
				202.501 · FICA Pay...	97.08	-97.08
				202.501 · FICA Pay...	97.08	-97.08
				2110 · Direct Depos...	5,375.89	-5,375.89
TOTAL					0.00	0.00
Paycheck	DD	11/23/2022	Guadalupe Marquez	101.002 · Wells Fa...		0.00
				512.001 · Payroll S...	-561.62	561.62
				202.500 · FWT Pay...	6.00	-6.00
				521.001 · Fica Taxes	-34.82	34.82
				202.501 · FICA Pay...	34.82	-34.82
				202.501 · FICA Pay...	34.82	-34.82
				521.001 · Fica Taxes	-8.15	8.15
				202.501 · FICA Pay...	8.15	-8.15
				202.501 · FICA Pay...	8.15	-8.15
				2110 · Direct Depos...	512.65	-512.65
TOTAL					0.00	0.00
Paycheck	DD	11/23/2022	Tariq A Bayzid	101.002 · Wells Fa...		0.00
				512.001 · Payroll S...	-5,105.12	5,105.12
				202.500 · FWT Pay...	567.00	-567.00
				521.001 · Fica Taxes	-316.52	316.52
				202.501 · FICA Pay...	316.52	-316.52
				202.501 · FICA Pay...	316.52	-316.52
				521.001 · Fica Taxes	-74.02	74.02
				202.501 · FICA Pay...	74.02	-74.02
				202.501 · FICA Pay...	74.02	-74.02
				2110 · Direct Depos...	4,147.58	-4,147.58
TOTAL					0.00	0.00
Paycheck	DD	11/25/2022	Carolina Reyes	101.002 · Wells Fa...		0.00
				512.001 · Payroll S...	-1,090.30	1,090.30
				512.001 · Payroll S...	-193.85	193.85
				521.001 · Fica Taxes	-79.62	79.62
				202.501 · FICA Pay...	79.62	-79.62
				202.501 · FICA Pay...	79.62	-79.62
				521.001 · Fica Taxes	-18.62	18.62
				202.501 · FICA Pay...	18.62	-18.62
				202.501 · FICA Pay...	18.62	-18.62
				2110 · Direct Depos...	1,185.91	-1,185.91

Midtown Miami CDD
Check Detail
November 2022

Type	Num	Date	Name	Account	Paid Amount	Original Amount
TOTAL					0.00	0.00
Paycheck	DD	11/25/2022	Deborah Samuel(101.002 · Wells Fa...		0.00
				512.001 · Payroll S...	-4,463.80	4,463.80
				512.001 · Payroll S...	-323.08	323.08
				202.500 · FWT Pay...	388.00	-388.00
				521.001 · Fica Taxes	-296.78	296.78
				202.501 · FICA Pay...	296.78	-296.78
				202.501 · FICA Pay...	296.78	-296.78
				521.001 · Fica Taxes	-69.41	69.41
				202.501 · FICA Pay...	69.41	-69.41
				202.501 · FICA Pay...	69.41	-69.41
				2110 · Direct Depos...	4,032.69	-4,032.69
TOTAL					0.00	0.00
Paycheck	DD	11/25/2022	Guadalupe Marquez	101.002 · Wells Fa...		0.00
				512.001 · Payroll S...	-1,123.23	1,123.23
				512.001 · Payroll S...	-129.23	129.23
				202.500 · FWT Pay...	83.00	-83.00
				521.001 · Fica Taxes	-77.65	77.65
				202.501 · FICA Pay...	77.65	-77.65
				202.501 · FICA Pay...	77.65	-77.65
				521.001 · Fica Taxes	-18.16	18.16
				202.501 · FICA Pay...	18.16	-18.16
				202.501 · FICA Pay...	18.16	-18.16
				2110 · Direct Depos...	1,073.65	-1,073.65
TOTAL					0.00	0.00
Paycheck	DD	11/25/2022	Tariq A Bayzid	101.002 · Wells Fa...		0.00
				512.001 · Payroll S...	-3,403.41	3,403.41
				512.001 · Payroll S...	-323.08	323.08
				202.500 · FWT Pay...	312.00	-312.00
				521.001 · Fica Taxes	-231.04	231.04
				202.501 · FICA Pay...	231.04	-231.04
				202.501 · FICA Pay...	231.04	-231.04
				521.001 · Fica Taxes	-54.04	54.04
				202.501 · FICA Pay...	54.04	-54.04
				202.501 · FICA Pay...	54.04	-54.04
				2110 · Direct Depos...	3,129.41	-3,129.41
TOTAL					0.00	0.00

Midtown Miami CDD
Check Detail
 November 2022

Type	Num	Date	Name	Account	Paid Amount	Original Amount
Bill Pmt -Check	688	11/07/2022	FPL	101.007 · Wells Fa...		-78.17
Bill	45848-07269 110722	11/07/2022		543.006 · Electricity...	-78.17	78.17
TOTAL					-78.17	78.17
Bill Pmt -Check	689	11/07/2022	FPL	101.007 · Wells Fa...		-1,915.86
Bill	38854-03406 110722	11/07/2022		543.006 · Electricity... 543.006 · Electricity...	-957.93 -957.93	957.93 957.93
TOTAL					-1,915.86	1,915.86
Bill Pmt -Check	690	11/07/2022	FPL	101.007 · Wells Fa...		-477.87
Bill	18842-62401 110722	11/07/2022		543.006 · Electricity...	-477.87	477.87
TOTAL					-477.87	477.87
Bill Pmt -Check	691	11/07/2022	FPL	101.007 · Wells Fa...		-60.05
Bill	71576-36262 110722	11/07/2022		543.006 · Electricity...	-60.05	60.05
TOTAL					-60.05	60.05
Bill Pmt -Check	692	11/07/2022	FPL	101.007 · Wells Fa...		-529.25
Bill	67055-67052 110722	11/07/2022		543.006 · Electricity...	-529.25	529.25
TOTAL					-529.25	529.25
Bill Pmt -Check	693	11/07/2022	FPL	101.007 · Wells Fa...		-747.68
Bill	46484-22402 110722	11/07/2022		543.006 · Electricity...	-747.68	747.68
TOTAL					-747.68	747.68
Bill Pmt -Check	694	11/07/2022	FPL	101.007 · Wells Fa...		-7,068.29
Bill	65499-25342 110722	11/07/2022		543.006 · Electricity...	-7,068.29	7,068.29
TOTAL					-7,068.29	7,068.29

Midtown Miami CDD
Check Detail
November 2022

Type	Num	Date	Name	Account	Paid Amount	Original Amount
Bill Pmt -Check	5425	11/04/2022	BrightView Lands...	101.007 · Wells Fa...		-150.00
Bill	8127696	11/03/2022		546.041 · R&M - Irri...	-150.00	150.00
TOTAL					-150.00	150.00
Bill Pmt -Check	5426	11/04/2022	Budget Ace Hardw...	101.007 · Wells Fa...		-434.62
Bill	645670	11/03/2022		551.002 · Office Su...	-434.62	434.62
TOTAL					-434.62	434.62
Bill Pmt -Check	5427	11/04/2022	BULBMAX	101.007 · Wells Fa...		-477.60
Bill	221035	09/30/2022		546.020 · R&M - El...	-477.60	477.60
TOTAL					-477.60	477.60
Bill Pmt -Check	5428	11/04/2022	Coastal Waste & R...	101.007 · Wells Fa...		-1,335.27
Bill	WW000464374	11/03/2022		534.126 · Waste Re... 534.126 · Waste Re...	-293.76 -1,041.51	376.62 1,335.27
TOTAL					-1,335.27	1,711.89
Bill Pmt -Check	5429	11/04/2022	MG Tech Inc.	101.007 · Wells Fa...		-238.00
Bill	4374	11/03/2022		534.081 · Contracts... 534.081 · Contracts...	-71.40 -166.60	102.00 238.00
TOTAL					-238.00	340.00
Bill Pmt -Check	5430	11/04/2022	Orion Pest Control	101.007 · Wells Fa...		-360.00
Bill	42047	11/03/2022		534.125 · Pest Cont..	-360.00	360.00
TOTAL					-360.00	360.00
Bill Pmt -Check	5431	11/04/2022	South Florida Desi...	101.007 · Wells Fa...		-1,960.00
Bill	656	11/03/2022		546.037 · R&M - Gr...	-1,960.00	1,960.00
TOTAL					-1,960.00	1,960.00

Midtown Miami CDD
Check Detail
 November 2022

Type	Num	Date	Name	Account	Paid Amount	Original Amount
Bill Pmt -Check	5432	11/04/2022	Wrathell, Hunt & A...	101.007 · Wells Fa...		-6,034.33
Bill	2021-2196	11/03/2022		531.027 · Managem...	-4,076.03	5,179.25
				531.038 · Assessm...	-306.14	389.00
				531.038 · Assessm...	-327.45	416.08
				531.038 · Assessm...	-1,285.36	1,633.25
				547.001 · Printing &...	-39.35	50.00
TOTAL					-6,034.33	7,667.58
Check	5433	11/04/2022	Wells Fargo	101.007 · Wells Fa...		-685.65
				2040300 · Credit C...	-685.65	685.65
TOTAL					-685.65	685.65
Bill Pmt -Check	5434	11/14/2022	1000Bulbs.com	101.007 · Wells Fa...		-52.82
Bill	W03390668	11/10/2022		546.020 · R&M - EI...	-52.82	52.82
TOTAL					-52.82	52.82
Bill Pmt -Check	5435	11/14/2022	BrightView Lands...	101.007 · Wells Fa...		-37,919.94
Bill	8127724	11/10/2022		546.071 · R&M - Pl...	-5,155.45	5,155.45
Bill	8127687	11/10/2022		534.050 · Landscap...	-5,120.14	5,120.14
Bill	8127679	11/10/2022		534.050 · Landscap...	-1,558.99	1,558.99
Bill	8127725	11/10/2022		534.050 · Landscap...	-6,826.85	6,826.85
Bill	8130157	11/10/2022		534.050 · Landscap...	-7,526.02	7,526.02
Bill	8130158	11/10/2022		534.050 · Landscap...	-1,665.95	1,665.95
Bill	8130159	11/10/2022		534.050 · Landscap...	-10,066.54	10,066.54
TOTAL					-37,919.94	37,919.94
Bill Pmt -Check	5436	11/14/2022	Budget Ace Hardw...	101.007 · Wells Fa...		-316.82
Bill	646768	11/10/2022		551.002 · Office Su...	-316.82	316.82
TOTAL					-316.82	316.82
Bill Pmt -Check	5437	11/14/2022	Interstate Cleanin...	101.007 · Wells Fa...		-41,943.24
Bill	9181909-IN	11/10/2022		534.026 · Janitorial ...	-11,230.57	16,043.68
				534.026 · Janitorial ...	-26,204.67	37,435.24

Midtown Miami CDD
Check Detail
November 2022

Type	Num	Date	Name	Account	Paid Amount	Original Amount
Bill	9181910-IN	11/10/2022		534.038 · Street Sw...	-4,508.00	4,508.00
TOTAL					-41,943.24	57,986.92
Bill Pmt -Check	5438	11/14/2022	Miami Dade Water ...	101.007 · Wells Fa...		-4,677.51
Bill	0391376916 102022	09/30/2022		543.014 · Utility - Irr...	-4,677.51	4,677.51
TOTAL					-4,677.51	4,677.51
Bill Pmt -Check	5439	11/14/2022	PME Inc.	101.007 · Wells Fa...		-1,350.00
Bill	20233	11/10/2022		534.080 · Road Cle...	-1,350.00	1,350.00
TOTAL					-1,350.00	1,350.00
Bill Pmt -Check	5440	11/14/2022	Tidy Pets Pooper ...	101.007 · Wells Fa...		-2,500.00
Bill	000780	11/10/2022		546.001 · R&M - Ge...	-1,250.00	1,250.00
Bill	000779	11/10/2022		546.001 · R&M - Ge...	-1,250.00	1,250.00
TOTAL					-2,500.00	2,500.00
Check	5441	11/14/2022	Wells Fargo	101.007 · Wells Fa...		-313.50
				2040300 · Credit C...	-313.50	313.50
TOTAL					-313.50	313.50
Bill Pmt -Check	5442	11/18/2022	Advantage Golf Ca...	101.007 · Wells Fa...		-439.26
Bill	23556	11/17/2022		534.037 · Security ...	-131.78	188.25
				534.037 · Security ...	-307.48	439.26
TOTAL					-439.26	627.51
Bill Pmt -Check	5443	11/18/2022	Alvarez Engineers,...	101.007 · Wells Fa...		-750.00
Bill	6876	11/17/2022		531.013 · Engineeri...	-750.00	750.00
TOTAL					-750.00	750.00
Bill Pmt -Check	5444	11/18/2022	BeefreeMedia	101.007 · Wells Fa...		-45.80

Midtown Miami CDD Check Detail November 2022

Type	Num	Date	Name	Account	Paid Amount	Original Amount
Bill	411890	11/17/2022		546.085 · R&M - Si...	-45.80	45.80
TOTAL					-45.80	45.80
Bill Pmt -Check	5445	11/18/2022	Bell Landscape Ar...	101.007 · Wells Fa...		-1,440.00
Bill	220112-001-PH2	11/17/2022		531.014 · Consultin...	-1,440.00	1,440.00
TOTAL					-1,440.00	1,440.00
Bill Pmt -Check	5446	11/18/2022	BrightView Lands...	101.007 · Wells Fa...		-53,367.64
Bill	8095518	11/17/2022		534.050 · Landscap...	-16,398.90	16,398.90
Bill	8156435	11/17/2022		546.071 · R&M - Pl...	-2,020.36	2,020.36
Bill	8155224	11/17/2022		534.050 · Landscap...	-1,350.14	1,350.14
Bill	8155223	11/17/2022		534.050 · Landscap...	-774.41	774.41
Bill	8155222	11/17/2022		534.050 · Landscap...	-1,049.15	1,049.15
Bill	8095568	11/17/2022		534.050 · Landscap...	-4,786.95	4,786.95
Bill	8156436	11/17/2022		534.050 · Landscap...	-4,651.96	4,651.96
Bill	8157968	11/17/2022		534.050 · Landscap...	-1,617.49	1,617.49
Bill	8157967	11/17/2022		534.050 · Landscap...	-2,102.32	2,102.32
Bill	8157966	11/17/2022		534.050 · Landscap...	-9,779.06	9,779.06
Bill	8156439	11/17/2022		534.050 · Landscap...	-7,170.95	7,170.95
Bill	8156438	11/17/2022		546.071 · R&M - Pl...	-1,665.95	1,665.95
TOTAL					-53,367.64	53,367.64
Bill Pmt -Check	5447	11/18/2022	Fahrenheit Propane	101.007 · Wells Fa...		-300.00
Bill	INV-050960	11/17/2022		546.001 · R&M - Ge...	-180.00	180.00
Bill	INV-051341	11/17/2022		546.001 · R&M - Ge...	-120.00	120.00
TOTAL					-300.00	300.00
Bill Pmt -Check	5448	11/18/2022	Grainger	101.007 · Wells Fa...		-978.80
Bill	9510051734	11/17/2022		551.002 · Office Su...	-978.80	978.80
TOTAL					-978.80	978.80
Bill Pmt -Check	5449	11/18/2022	Orion Pest Control	101.007 · Wells Fa...		-360.00
Bill	42258	11/17/2022		534.125 · Pest Cont...	-360.00	360.00
TOTAL					-360.00	360.00

Midtown Miami CDD
Check Detail
November 2022

Type	Num	Date	Name	Account	Paid Amount	Original Amount
Bill Pmt -Check	5450	11/23/2022	A&A Iron Work De...	101.007 · Wells Fa...		-1,980.00
Bill	082	11/22/2022		546.037 · R&M - Gr...	-1,980.00	1,980.00
TOTAL					-1,980.00	1,980.00
Bill Pmt -Check	5451	11/23/2022	Allied Universal	101.007 · Wells Fa...		-116.52
Bill	13417107	11/22/2022		534.037 · Security ... 534.037 · Security ...	-34.96 -81.56	49.94 116.52
TOTAL					-116.52	166.46
Bill Pmt -Check	5452	11/23/2022	Billing, Cochran, L...	101.007 · Wells Fa...		-500.00
Bill	177785	11/22/2022		531.023 · Legal	-500.00	500.00
TOTAL					-500.00	500.00
Bill Pmt -Check	5453	11/23/2022	BrightView Lands...	101.007 · Wells Fa...		-720.00
Bill	8172672	11/22/2022		546.041 · R&M - Irri...	-720.00	720.00
TOTAL					-720.00	720.00
Bill Pmt -Check	5454	11/23/2022	Budget Ace Hardw...	101.007 · Wells Fa...		-1,370.89
Bill	646662	11/22/2022		551.002 · Office Su...	-398.96	398.96
Bill	647094	11/22/2022		551.002 · Office Su...	-371.81	371.81
Bill	647012	11/22/2022		551.002 · Office Su...	-311.47	311.47
Bill	647381	11/22/2022		551.002 · Office Su...	-288.65	288.65
TOTAL					-1,370.89	1,370.89
Bill Pmt -Check	5455	11/23/2022	Lightworks, Inc.	101.007 · Wells Fa...		-1,044.00
Bill	05804	11/22/2022		546.020 · R&M - El...	-1,044.00	1,044.00
TOTAL					-1,044.00	1,044.00
Check	5456	11/23/2022	Wells Fargo	101.007 · Wells Fa...		-626.48
				2040300 · Credit C...	-626.48	626.48

Midtown Miami CDD
Check Detail
 November 2022

Type	Num	Date	Name	Account	Paid Amount	Original Amount
TOTAL					-626.48	626.48
Check	7162	11/07/2022	City of Miami -	101.002 · Wells Fa...		-39,504.43
				204.001 · City Tax ...	-39,504.43	39,504.43
TOTAL					-39,504.43	39,504.43
Check	7163	11/07/2022	City of Miami -	101.002 · Wells Fa...		-10,777.09
				204.001 · City Tax ...	-10,777.09	10,777.09
TOTAL					-10,777.09	10,777.09
Bill Pmt -Check	7164	11/04/2022	Budget Ace Hardw...	101.002 · Wells Fa...		-191.67
Bill	646153	11/03/2022		551.002 · Office Su...	-191.67	191.67
TOTAL					-191.67	191.67
Bill Pmt -Check	7165	11/04/2022	Coastal Waste & R...	101.002 · Wells Fa...		-376.62
Bill	WW000464374	11/03/2022		534.126 · Waste Re...	-82.86	376.62
				534.126 · Waste Re...	-293.76	1,335.27
TOTAL					-376.62	1,711.89
Bill Pmt -Check	7166	11/04/2022	Grainger	101.002 · Wells Fa...		-1,049.68
Bill	9491483963	11/03/2022		551.002 · Office Su...	-1,049.68	1,049.68
TOTAL					-1,049.68	1,049.68
Bill Pmt -Check	7167	11/04/2022	Joe Blair	101.002 · Wells Fa...		-51.58
Bill	775252	11/03/2022		546.022 · R&M - Eq...	-31.79	31.79
Bill	775251	11/03/2022		546.022 · R&M - Eq...	-19.79	19.79
TOTAL					-51.58	51.58
Bill Pmt -Check	7168	11/04/2022	Kone Inc.	101.002 · Wells Fa...		-905.25
Bill	158424916	11/03/2022		534.072 · Contracts...	-905.25	905.25

Midtown Miami CDD Check Detail November 2022

Type	Num	Date	Name	Account	Paid Amount	Original Amount
TOTAL					-905.25	905.25
Bill Pmt -Check	7169	11/04/2022	MG Tech Inc.	101.002 · Wells Fa...		-432.00
Bill	4368	11/03/2022		546.004 · R&M - Air...	-330.00	330.00
Bill	4374	11/03/2022		534.081 · Contracts...	-30.60	102.00
				534.081 · Contracts...	-71.40	238.00
TOTAL					-432.00	670.00
Bill Pmt -Check	7170	11/04/2022	Omar Electrical C...	101.002 · Wells Fa...		-680.00
Bill	10252022-3	11/03/2022		546.020 · R&M - EI...	-680.00	680.00
TOTAL					-680.00	680.00
Bill Pmt -Check	7171	11/04/2022	SY Electronics Corp	101.002 · Wells Fa...		-2,340.00
Bill	22272	11/03/2022		546.020 · R&M - EI...	-2,340.00	2,340.00
TOTAL					-2,340.00	2,340.00
Bill Pmt -Check	7172	11/04/2022	Wrathell, Hunt & A...	101.002 · Wells Fa...		-1,633.25
Bill	2021-2196	11/03/2022		531.027 · Managem...	-1,103.22	5,179.25
				531.038 · Assessm...	-82.86	389.00
				531.038 · Assessm...	-88.63	416.08
				531.038 · Assessm...	-347.89	1,633.25
				547.001 · Printing &...	-10.65	50.00
TOTAL					-1,633.25	7,667.58
Bill Pmt -Check	7173	11/14/2022	1000Bulbs.com	101.002 · Wells Fa...		-3,409.67
Bill	W03390559	11/10/2022		546.020 · R&M - EI...	-1,697.97	1,697.97
Bill	W03390792	11/10/2022		546.020 · R&M - EI...	-1,711.70	1,711.70
TOTAL					-3,409.67	3,409.67
Bill Pmt -Check	7174	11/14/2022	BeefreeMedia	101.002 · Wells Fa...		-7,602.50
Bill	411877	11/10/2022		546.012 · R&M - Bu...	-7,602.50	7,602.50
TOTAL					-7,602.50	7,602.50

Midtown Miami CDD Check Detail November 2022

Type	Num	Date	Name	Account	Paid Amount	Original Amount
Bill Pmt -Check	7175	11/14/2022	Budget Ace Hardw...	101.002 · Wells Fa...		-219.19
Bill	646434	11/10/2022		551.002 · Office Su...	-219.19	219.19
TOTAL					-219.19	219.19
Bill Pmt -Check	7176	11/14/2022	Interstate Cleanin...	101.002 · Wells Fa...		-37,982.68
Bill	9181909-IN	11/10/2022		534.026 · Janitorial ...	-4,813.11	16,043.68
Bill	9181911-IN	11/10/2022		534.026 · Janitorial ...	-11,230.57	37,435.24
Bill				534.026 · Janitorial ...	-21,939.00	21,939.00
TOTAL					-37,982.68	75,417.92
Bill Pmt -Check	7177	11/14/2022	LPS of America, Inc.	101.002 · Wells Fa...		-60,000.00
Bill	134574	11/10/2022		534.030 · Contracts...	-60,000.00	60,000.00
TOTAL					-60,000.00	60,000.00
Bill Pmt -Check	7178	11/14/2022	Prolock and Safe ...	101.002 · Wells Fa...		-240.00
Bill	7597	11/10/2022		546.001 · R&M - Ge...	-240.00	240.00
TOTAL					-240.00	240.00
Bill Pmt -Check	7179	11/14/2022	South Florida Desi...	101.002 · Wells Fa...		-335.00
Bill	657	11/10/2022		546.012 · R&M - Bu...	-335.00	335.00
TOTAL					-335.00	335.00
Bill Pmt -Check	7180	11/14/2022	SY Electronics Corp	101.002 · Wells Fa...		-4,425.00
Bill	22280	11/10/2022		546.020 · R&M - El...	-1,085.00	1,085.00
Bill	22279	11/10/2022		546.020 · R&M - El...	-3,340.00	3,340.00
TOTAL					-4,425.00	4,425.00
Check	7181	11/14/2022	Wells Fargo	101.002 · Wells Fa...		-67.90
				2040300 · Credit C...	-67.90	67.90

Midtown Miami CDD
Check Detail
November 2022

Type	Num	Date	Name	Account	Paid Amount	Original Amount
TOTAL					-67.90	67.90
Check	7182	11/18/2022	Wells Fargo	101.002 · Wells Fa...		-3,674.10
				2040300 · Credit C...	-3,674.10	3,674.10
TOTAL					-3,674.10	3,674.10
Bill Pmt -Check	7183	11/18/2022	Advantage Golf Ca...	101.002 · Wells Fa...		-188.25
Bill	23556	11/17/2022		534.037 · Security ...	-56.47	188.25
				534.037 · Security ...	-131.78	439.26
TOTAL					-188.25	627.51
Bill Pmt -Check	7184	11/18/2022	DynaFire, LLC	101.002 · Wells Fa...		-2,303.66
Bill	SO117659	11/17/2022		546.012 · R&M - Bu...	-1,730.00	1,730.00
Bill	SO117483	11/17/2022		546.001 · R&M - Ge...	-573.66	573.66
TOTAL					-2,303.66	2,303.66
Bill Pmt -Check	7185	11/18/2022	Grainger	101.002 · Wells Fa...		-775.00
Bill	9510291561	11/17/2022		546.001 · R&M - Ge...	-775.00	775.00
TOTAL					-775.00	775.00
Bill Pmt -Check	7186	11/18/2022	Midblock Miami C...	101.002 · Wells Fa...		-1,304.38
Bill	93022130438	09/30/2022		543.006 · Electricity...	-1,087.40	1,087.40
				546.001 · R&M - Ge...	-195.98	195.98
				546.001 · R&M - Ge...	-21.00	21.00
TOTAL					-1,304.38	1,304.38
Bill Pmt -Check	7187	11/18/2022	Prolock and Safe ...	101.002 · Wells Fa...		-465.00
Bill	7635	11/17/2022		546.001 · R&M - Ge...	-465.00	465.00
TOTAL					-465.00	465.00
Bill Pmt -Check	7188	11/23/2022	Air Essentials, Inc.	101.002 · Wells Fa...		-100.00

Midtown Miami CDD
Check Detail
November 2022

Type	Num	Date	Name	Account	Paid Amount	Original Amount
Bill	168841	11/22/2022		546.001 · R&M - Ge...	-100.00	100.00
TOTAL					-100.00	100.00
Bill Pmt -Check	7189	11/23/2022	Allied Universal	101.002 · Wells Fa...		-49.94
Bill	13417107	11/22/2022		534.037 · Security ... 534.037 · Security ...	-14.98 -34.96	49.94 116.52
TOTAL					-49.94	166.46
Bill Pmt -Check	7190	11/23/2022	Budget Ace Hardw...	101.002 · Wells Fa...		-140.35
Bill	647272	11/22/2022		551.002 · Office Su...	-140.35	140.35
TOTAL					-140.35	140.35
Bill Pmt -Check	7191	11/23/2022	Eveling J. Rosales...	101.002 · Wells Fa...		-393.00
Bill	17077	11/22/2022		546.001 · R&M - Ge...	-196.50	196.50
Bill	17076	11/22/2022		546.001 · R&M - Ge...	-196.50	196.50
TOTAL					-393.00	393.00
Bill Pmt -Check	7192	11/23/2022	Grainger	101.002 · Wells Fa...		-860.81
Bill	9516580389	11/22/2022		546.022 · R&M - Eq...	-587.63	587.63
Bill	516315158	11/22/2022		551.002 · Office Su...	-273.18	273.18
TOTAL					-860.81	860.81
Bill Pmt -Check	7193	11/23/2022	LPS of America, Inc.	101.002 · Wells Fa...		-14,112.92
Bill	134940	10/31/2022		534.030 · Contracts...	-14,112.92	14,112.92
TOTAL					-14,112.92	14,112.92
Bill Pmt -Check	7194	11/23/2022	LVD Plus LLC	101.002 · Wells Fa...		-640.00
Bill	22111201	11/22/2022		546.020 · R&M - El...	-640.00	640.00
TOTAL					-640.00	640.00
Bill Pmt -Check	7195	11/23/2022	SY Electronics Corp	101.002 · Wells Fa...		-425.00

Midtown Miami CDD
Check Detail
 November 2022

Type	Num	Date	Name	Account	Paid Amount	Original Amount
Bill	22295	11/22/2022		546.001 · R&M - Ge...	-425.00	425.00
TOTAL					-425.00	425.00
Bill Pmt -Check	7196	11/23/2022	The Sherwin Willia...	101.002 · Wells Fa...		-1,013.70
Bill	6346-8	11/22/2022		546.001 · R&M - Ge...	-1,013.70	1,013.70
TOTAL					-1,013.70	1,013.70
Check	7197	11/23/2022	Wells Fargo	101.002 · Wells Fa...		-27.61
				2040300 · Credit C...	-27.61	27.61
TOTAL					-27.61	27.61
Liability Check	10997344	11/10/2022	IRS	101.007 · Wells Fa...		-2,473.66
				202.500 · FWT Pay...	-783.00	783.00
				202.501 · FICA Pay...	-160.22	160.22
				202.501 · FICA Pay...	-160.22	160.22
				202.501 · FICA Pay...	-685.11	685.11
				202.501 · FICA Pay...	-685.11	685.11
TOTAL					-2,473.66	2,473.66
Liability Check	30436648	11/25/2022	IRS	101.007 · Wells Fa...		-2,473.64
				202.500 · FWT Pay...	-783.00	783.00
				202.501 · FICA Pay...	-160.23	160.23
				202.501 · FICA Pay...	-160.23	160.23
				202.501 · FICA Pay...	-685.09	685.09
				202.501 · FICA Pay...	-685.09	685.09
TOTAL					-2,473.64	2,473.64
Liability Check	52213042	11/23/2022	IRS	101.007 · Wells Fa...		-3,354.78
				202.500 · FWT Pay...	-1,380.00	1,380.00
				202.501 · FICA Pay...	-187.16	187.16
				202.501 · FICA Pay...	-187.16	187.16
				202.501 · FICA Pay...	-800.23	800.23
				202.501 · FICA Pay...	-800.23	800.23

1:16 PM

12/29/22

Midtown Miami CDD
Check Detail
November 2022

<u>Type</u>	<u>Num</u>	<u>Date</u>	<u>Name</u>	<u>Account</u>	<u>Paid Amount</u>	<u>Original Amount</u>
TOTAL					-3,354.78	3,354.78

MIDTOWN MIAMI
COMMUNITY DEVELOPMENT DISTRICT

MINUTES

DRAFT

**MINUTES OF MEETING
MIDTOWN MIAMI
COMMUNITY DEVELOPMENT DISTRICT**

1
2
3
4
5
6
7
8
9
10
11
12
13
14
15
16
17
18
19
20
21
22
23
24
25
26
27
28
29
30
31
32
33
34
35
36
37
38

The Board of Supervisors of the Midtown Miami Community Development District held Public Hearings and a Regular Meeting on September 13, 2022 at 2:00 p.m., at the offices of the CDD, Shops at Midtown Miami, 3401 N. Miami Avenue, Suite 132, Miami, Florida 33127.

Present were:

Joseph Padula	Chair
Alex Miranda	Vice Chair
Lindsey Vicha	Assistant Secretary

Also present were:

Cindy Cerbone	District Manager
Daniel Rom	Wrathell, Hunt and Associates, LLC (WHA)
Ginger Wald	District Counsel
Juan Alvarez	District Engineer
Deborah Samuel	Operations Manager
Shawn Almy	Public

Residents present were:

Fatima Peters	Russell Peters	June Marcus	Desiree Cachette
Krystal McCain	Gary Wong	Anabel Poleo	

FIRST ORDER OF BUSINESS

Call to Order/Roll Call

Ms. Cerbone called the meeting to order at 2:12 p.m. Supervisors Padula, Miranda and Vicha were present, in person. Supervisors Riccobono and Perez were not present.

▪ **Consideration of Covenant in Lieu of Unity of Title (3055 N. Miami Avenue)**

• **Sketch and Legal**

This item, previously the Fifth Order of Business, was presented out of order.

Ms. Wald introduced Mr. Shawn Almy, who represented Midtown Opportunities XIIB LLC, the landowner of separately owned tracts within the CDD.

39 Mr. Almy presented the Covenant in Lieu of Unity of Title, which allows the owners of
40 the individual tracts to jointly seek necessary approvals for the project proposed for the site
41 depicted on Exhibit A, the site formerly known as the Walmart site. He displayed a rendering of
42 the proposed project and noted that, to proceed with any development, a Covenant in Lieu of
43 Unity of Title is required by the City and the County.

44 Ms. Wald stated no changes to the Construction, Operation and Reciprocal Easements
45 Agreement (COREA) are being requested in conjunction with the project contemplated for the
46 open public space on Tract G.

47

48 **On MOTION by Mr. Padula and seconded by Mr. Miranda, with all in favor, the**
49 **Covenant in Lieu of Unity of Title for 3055 N. Miami Avenue, was approved.**

50

51

52 **SECOND ORDER OF BUSINESS**

Public Comments

53

54 Resident June Marcus asked about the future use planned for the area known as the
55 entertainment block. Mr. Padula stated there are currently no plans for that lot. Ms. Cerbone
56 stated the CDD does not own the parcel; it is private property within the CDD boundaries. Mr.
57 Padula stated Midtown Opportunities is the Landowner of the property. Ms. Samuel stated she
58 was advised that the trailer will be removed from the property.

59 Ms. Marcus asked if minutes of the meeting will be available, since she could not hear
60 everyone. Ms. Cerbone stated that meeting minutes are posted on the website as part of the
61 next meeting agenda. If the Board meets next month, the minutes will be included in the
62 agenda posted on the website for that meeting. The final meeting minutes are not posted as
63 executed, standalone documents on the CDD website until they are reviewed and approved by
64 the Board.

65 Resident Desiree Cachette stated her questions are about the dog park and the budget.
66 Ms. Cerbone suggested the budget questions be addressed during the budget Public Hearing.
67 There is currently not a dog park but this will be discussed during the Operations Manager
68 Report. Ms. Wald stated the dog park has been discussed over the last two to three years but
69 has not moved past the discussion phase. She noted that meetings are open to the public and

70 public comments are welcome at meetings regarding items on or not on the agenda. Ms.
71 Samuel stated, while the dog park was originally planned in conjunction with the kid park, the
72 decision was made to proceed in stages to determine the best use of the park. One issue to be
73 addressed is that the insurance company recommended separate areas for small dogs and large
74 dogs but there is not enough space. Other obstacles include remediation and, while it is a
75 budgeted item, it is currently unclear if the project will proceed.

76 Resident Gary Wong expressed concern about truck traffic since Trader Joe’s opened
77 and asked if these meetings are the appropriate venue to voice these concerns. If so, he wanted
78 to know the next steps and how residents can help. He is concerned because four cars were
79 stolen from the garage in the last month.

80 Mr. Padula stated he also observed increased traffic. Ms. Wald stated, while the CDD
81 owns the two garages, most streets are owned by the City and some are owned by the County
82 and those entities are responsible for traffic management. Regarding crime, while the CDD has
83 on-site security and concerns can be raised at CDD meetings, the CDD has no police powers; the
84 City Commission is the main entity to contact for a mixed-use community such as this.

85 Mr. Wong discussed parking issues related to a restaurant/nightclub in their residential
86 building and noted that building management mandates delivery time windows and requires an
87 on-duty manager for receiving for the nightclub and there is only one service elevator. He felt
88 that residents should work together to address the issues and asked what else can be done.

89 Mr. Padula stated Trader Joe’s and the building’s management company manage the
90 parcel; they control elevator access and loading zones. Ms. Samuel stated she will provide
91 contact information for the appropriate parties.

92 Ms. Cerbone suggested the Board and Staff allow members of the public to complete
93 their comments before responding.

94

95 **THIRD ORDER OF BUSINESS** **Public Hearing on Adoption of Fiscal Year**
96 **2022/2023 Budget**
97

98 **A. Proof/Affidavit of Publication**

99 The affidavit of publication was included for informational purposes.

100 **B. Consideration of Resolution 2022-05, Relating to the Annual Appropriations and**
 101 **Adopting the Budget for the Fiscal Year Beginning October 1, 2022, and Ending**
 102 **September 30, 2023; Authorizing Budget Amendments; and Providing an Effective**
 103 **Date**

104 Ms. Cerbone reviewed the proposed Fiscal Year 2023 budget, which was unchanged
 105 since it was presented in May. She highlighted any line item increases, decreases and
 106 adjustments, compared to the Fiscal Year 2022 budget, and explained the reasons for any
 107 adjustments.

109 **On MOTION by Mr. Miranda and seconded by Mr. Padula, with all in favor, the**
 110 **Public Hearing was opened.**

111
 112
 113 No members of the public spoke.

115 **On MOTION by Mr. Padula and seconded by Ms. Vicha, with all in favor, the**
 116 **Public Hearing was closed.**

117
 118
 119 Ms. Cerbone presented Resolution 2022-05.

121 **On MOTION by Mr. Padula and seconded by Mr. Miranda, with all in favor,**
 122 **Resolution 2022-05, Relating to the Annual Appropriations and Adopting the**
 123 **Budget for the Fiscal Year Beginning October 1, 2022, and Ending September**
 124 **30, 2023; Authorizing Budget Amendments; and Providing an Effective Date,**
 125 **was adopted.**

126
 127
 128 **FOURTH ORDER OF BUSINESS**

Public Hearing to Hear Comments and
Objections on the Imposition of Special
Assessments for Operations and
Maintenance for Fiscal Year 2022/2023,
Pursuant to Florida Law

129
 130
 131
 132
 133
 134
 135 **A. Proof/Affidavit of Publication**

136 The affidavit of publication was included for informational purposes.

137 **B. Consideration of Resolution 2022-06, Making a Determination of Benefit and Imposing**
138 **Special Assessments for Fiscal Year 2022/2023; Providing for the Collection and**
139 **Enforcement of Special Assessments, Including But Not Limited to Penalties and**
140 **Interest Thereon; Certifying an Assessment Roll; Providing for Amendments to the**
141 **Assessment Roll; Providing a Severability Clause; and Providing an Effective Date**

142

On MOTION by Mr. Padula and seconded by Ms. Vicha, with all in favor, the Public Hearing was opened.

143

144

145

146

147

No members of the public spoke.

148

On MOTION by Mr. Padula and seconded by Ms. Vicha, with all in favor, the Public Hearing was closed.

149

150

151

152

153

Ms. Cerbone presented Resolution 2022-06.

154

On MOTION by Mr. Padula and seconded by Ms. Vicha, with all in favor, Resolution 2022-06, Making a Determination of Benefit and Imposing Special Assessments for Fiscal Year 2022/2023; Providing for the Collection and Enforcement of Special Assessments, Including But Not Limited to Penalties and Interest Thereon; Certifying an Assessment Roll; Providing for Amendments to the Assessment Roll; Providing a Severability Clause; and Providing an Effective Date, was adopted.

155

156

157

158

159

160

161

162

163

FIFTH ORDER OF BUSINESS

Consideration of Covenant in Lieu of Unity of Title (3055 N. Miami Avenue)

164

165

166

- **Sketch and Legal**

167

168

This item was presented following the First Order of Business.

169

170 **SIXTH ORDER OF BUSINESS** **Presentation of Consulting Engineer’s**
 171 **Report**

172
 173 Mr. Alvarez presented the Engineer’s Report dated July 1, 2022, and noted the
 174 following:

- 175 ➤ The Report is required by the Master Trust Indenture, related to Special Assessment
 176 Bond Series 2004.
- 177 ➤ The on-site roads, landscaping, streetscape, garages and Mid-Block Plaza are in good
 178 working order and condition.
- 179 ➤ The accompanying map shows where the CDD owns infrastructure.

181 **On MOTION by Mr. Padula and seconded by Ms. Vicha, with all in favor, the**
 182 **Consulting Engineer’s Report, was accepted.**

183
 184
 185 **SEVENTH ORDER OF BUSINESS** **Presentation of Audited Financial Report**
 186 **for the Fiscal Year Ended September 30,**
 187 **2021, Prepared by Berger, Toombs, Elam,**
 188 **Gaines & Frank**

189
 190 Ms. Cerbone presented the Audited Annual Financial Report for the Fiscal Year Ended
 191 September 30, 2021. There were no findings, recommendations, irregularities or instances of
 192 noncompliance; it was an unmodified opinion, otherwise known as a clean audit.

193
 194 **EIGHTH ORDER OF BUSINESS** **Consideration of Resolution 2022-07,**
 195 **Hereby Accepting the Audited Financial**
 196 **Report for the Fiscal Year Ended**
 197 **September 30, 2021**

198
 199 Ms. Cerbone presented Resolution 2022-07.

201 **On MOTION by Mr. Padula and seconded by Mr. Miranda, with all in favor,**
 202 **Resolution 2022-07, Hereby Accepting the Audited Financial Report for the**
 203 **Fiscal Year Ended September 30, 2021, was adopted.**

206 **NINTH ORDER OF BUSINESS** **Ratification of Stormwater Management**
207 **Needs Analysis Report**
208

209 Mr. Alvarez presented the Stormwater Management Needs Analysis Report, which was
210 submitted by the June 30, 2022 due date. The majority of the CDD's drainage infrastructure is
211 maintained by the City. He recommended budgeting \$6,000 annually for stormwater
212 management needs.

213

214 **On MOTION by Mr. Padula and seconded by Ms. Vicha, with all in favor, the**
215 **Stormwater Management Needs Analysis Report, was ratified.**

216

217

218 **TENTH ORDER OF BUSINESS** **Acceptance of Unaudited Financial**
219 **Statements as of July 31, 2022**

220

221 Ms. Cerbone presented the Unaudited Financial Statements as of July 31, 2022.
222 Negative earnings due to poor market conditions are reflected in the loss in value shown in the
223 Debt Service Fund. Ongoing work in the parking garage is nearly complete. Despite uncertainty
224 regarding timing of work and cash available, expenses are slightly under budget.

225

226 **On MOTION by Mr. Padula and seconded by Ms. Vicha, with all in favor, the**
227 **Unaudited Financial Statements as of July 31, 2022, were accepted.**

228

229

230 **ELEVENTH ORDER OF BUSINESS** **Approval of May 10, 2022 Regular Meeting**
231 **Minutes**

232

233 Ms. Cerbone presented the May 10, 2022 Regular Meeting Minutes.

234

235 **On MOTION by Ms. Vicha and seconded by Mr. Padula, with all in favor, the**
236 **May 10, 2022 Regular Meeting Minutes, as presented, were approved.**

237

238

239 **TWELFTH ORDER OF BUSINESS** **Staff Reports**

240

241 **A. Operations Manager: *Deborah Samuel***

242 **I. Monthly Report**

243 Ms. Samuel presented the Operations Manager's Report.

244 Regarding a possible dog park, discussion ensued about the insurance carrier's
245 recommendation to limit it to small and medium-sized dogs only, which would require policing,
246 and the need to remediate the area due to the possibility that a dog can sever the cap.247 **II. Parking Information**248 • **Executive Summary**249 • **Transient Parking Year Over Year Comparison**250 • **Revenue By Lane Reports**

251 These items were included for informational purposes.

252 **B. District Counsel: *Billing, Cochran, Lyles, Mauro & Ramsey, P.A.***

253 Ms. Wald discussed the following legislative updates:

254 ➤ Legislative changes allowing legal advertising to be done on the County's website are
255 unlikely to go into effect in Miami-Dade County within the next year.256 ➤ Information regarding CDD security and cybersecurity are exempt from public records
257 requests. Should a cybersecurity attack occur, the CDD is not permitted to pay a ransom.

258 ➤ While two changes will affect auditors, no cost increases have been observed yet.

259 **C. District Engineer: *Alvarez Engineers, Inc.***260 • **Update: Status of Monitoring Plan Permits for Well Monitoring**261 • **Update: Status of Restocon Garage Work**262 Mr. Alvarez stated the arsenic monitoring well is under review by the City of Miami.
263 Terracon is handling the application. Comments were received regarding managing traffic
264 during installation of wells, which will require an excavator and will necessitate road closures.
265 Most wells are on CDD property, outside the City. Terracon is notifying the Department of
266 Emergency Resource Management (DERM) about permit delays.267 **D. District Manager: *Wrathell, Hunt and Associates, LLC***268 **I. 1,759 Registered Voters in District as of April 15, 2022**269 **II. Update: Communication to the City of Miami Regarding TIF**

270 Ms. Cerbone stated nearly \$16 million still has not been remitted. She emailed the City
271 to request proof of funds and received an accounting report that showed a high dollar amount
272 that included interest. She emailed another request for an estimated time for an audit but has
273 not received a response so far. She is following up regularly.

274 Discussion ensued regarding timely completion of Supervisors’ forms.

275 The need to accommodate and inform residents of the functions of the CDD and
276 resident misconceptions were discussed. Given meeting space limitations, the consensus was
277 that meetings can be held in the garage, if necessary.

278 **III. NEXT MEETING DATE: October 11, 2022 at 2:00 P.M.**

279 ○ **QUORUM CHECK**

280 The next meeting will be held on October 11, 2022, unless cancelled.

281

282 **THIRTEENTH ORDER OF BUSINESS**

Public Comments

283

284 There were no public comments.

285

286 **FOURTEENTH ORDER OF BUSINESS**

Supervisors’ Requests

287

288 There were no Supervisors’ requests.

289

290 **FIFTEENTH ORDER OF BUSINESS**

Adjournment

291

292

293 **On MOTION by Mr. Padula and seconded by Ms. Vicha, with all in favor, the**
294 **meeting adjourned at 3:05 p.m.**

295

296

297

298

299

[SIGNATURES APPEAR ON THE FOLLOWING PAGE]

300
301
302
303
304
305
306

Secretary/Assistant Secretary

Chair/Vice Chair

MIDTOWN MIAMI
COMMUNITY DEVELOPMENT DISTRICT

STAFF
REPORTS
AI



Managers' Report January 10 2023

Mpark Dog Park

We are currently working on putting a budget together to complete the Mpark dog park 2022-2023 . The estimated cost is about 225,000.00 Please note these figures will not be confirmed until we get plans. We have been doing a due diligence and working with our insurance company, contractor and architect as it pertains to the design and the functionality of the dog park. We have been facing some challenges and working through them. . Our Architect has advised due to the size of the park it would be best to accommodate only small/ medium dogs. With thats said with feedback form the BOD created a sketch that would divide the area, give more space to larger dogs and less to small and medium dogs enabling us to have all size dogs in the park. The small dog area is 3626 and the large area is 4713. See Exhibit A

Clever City Cameras

The Cit of Miami is partnered With Clever Citi technology in an effort to improve traffic flow, parking enforcement and parking guidance. They will be installing devices throughout Midtown. The devices are tied into Miami Parking Authority and will mänge parking analytics. The devices are not cameras an do not record vehicles or tag info. The city will be responsible for maintaining the devices. The ETA is March 1 2022. Please see EXHIBIT B

Landscape Irrigation Rebate

Landscape Irrigation Rebate Program is funded by Miami-Dade County Water and sewer Dep. Their goal is to promote efficient irrigation and water conservation in Miami-Dade. We have already installed the system and was approved are anticipating a rebate from the city of Miami. The cost of the clock is about \$2000.00 and we received about 80 percent back from the rebate program

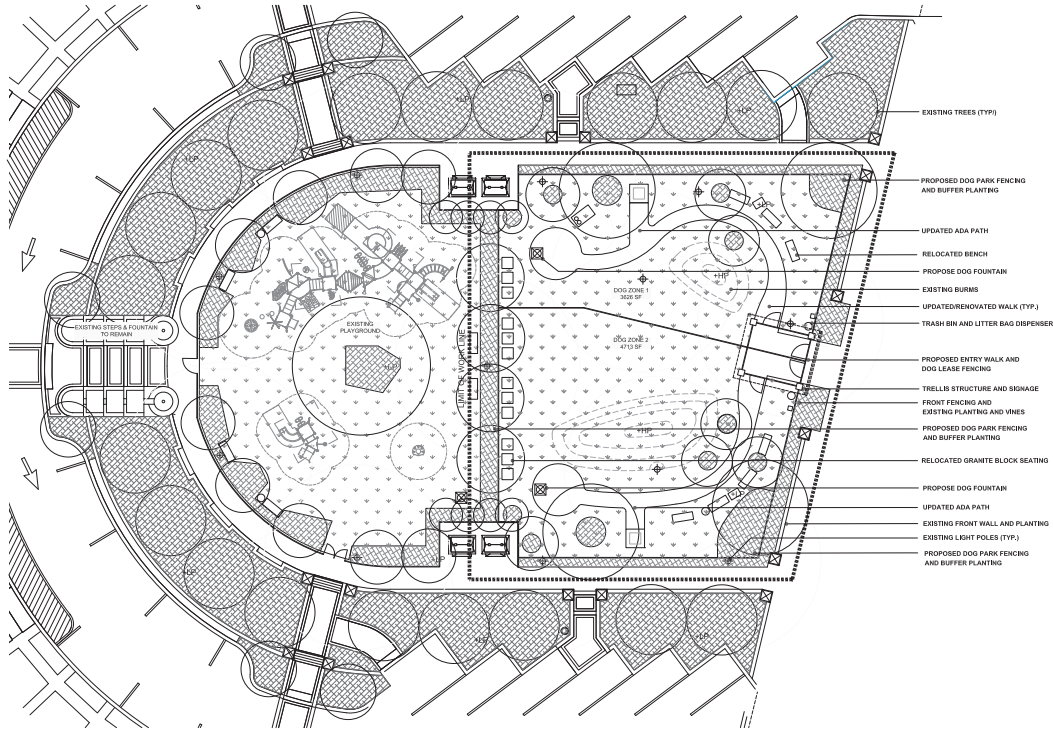
Infrastructure Punch List

MISC Punch List

We started a MISC punch list to address the Utility and infrastructure damages to our infrastructure. We have required a bond from the utility companies in an effort to make sure they comply with the repairs in a timely manner. It has been challenging when the work is done outside the district, yet impacts our infrastructure i.e. on 36th street and 29th street. Please see EXHIBIT C

Capital Improvement

Landscape Light Fixture Replacement	\$45,000.00
Ordered lighting sample, will be in next week	
Parma Replacement Light Fixtures	\$36,000.00
Ordered light fixtures waiting for delivery and install	
MBE Sprinkler Pipes Painting.....	\$22,000.00
Received two quotes, waiting for a third	
Mpark Phase 2	\$225,000.00
BOD reviewing	



Bell-la
BELL LANDSCAPE ARCHITECTURE

NOTES

- TWO (2) DOG ZONE PROVIDED
- DOG ZONE-1 SMALL DOGS (UP TO 30LB) 3,026 SF. SEE PROJECT VETERINARIAN FOR PARK/DOG SIZE REGULATIONS
- DOG ZONE-2 MEDIUM DOGS(30LB TO 60LB) 4,713 SF. SEE PROJECT VETERINARIAN FOR PARK/DOG SIZE REGULATIONS
- EXISTING TURF REQUIRES REINSTALLATION TO SUPPORT HEAVY TRAFFIC/ACTIVITY
- EXISTING PAVER WALK REQUIRES NOTABLE RENOVATION
- WESTERN FENCING, BENCHES AND TREES REQUIRE RENOVATION
- WATER STUB REQUIRES EXTENTION TO NORTH DOG ZONE-1
- SHRUB PLANTINGS REQUIRE RELOCATION TO PLAYGROUND BED (REPLACE WITH MULCH)

MIDTOWN MIAMI PARK - PHASE 2 DOG PARK



Date: 11/04/2022

CONCEPTUAL SKETCH OPTION 1 - TWO (2) DOG ZONES

Scale: 1" = 10'

Miscellaneous Damages in the District

1. NE 29th Street - All Aboard Florida: 03/07/2017

Provided Fabiola (City of Miami) again all the open info on 20190529.

20190619 Mentioned in City of Miami MOT meeting. (Mario, Collin & Genady)

20190731 Mentioned in City of Miami MOT meeting. (Mario, Collin & Genady)

20190925 Mentioned in City of Miami MOT meeting. (Mario, Collin & Genady)

20200108 Charles Alfaro sent an email to Archer Western that they need to address the issues.. (Edwin Vega & Fabio Baldini Fuentes)

20200122 Mentioned in City of Miami MOT meeting. (Mario Machin, Alejandro Munera)

20200213 Went to see Charles Alfaro to discuss.

20200219 Mentioned in City of Miami MOT meeting. (Mario Machin, Genady Beylin & Charles Alfaro)

20200805 Mentioned in City of Miami MOT meeting follow-upped with an email. (Mario Machin, Genady Beylin & Alejandro Munera)

20200902 Lien Hernandez replied that Archer Western does not get any response from All Aboard Florida.

202010xx

20201109 Forwarded the email from Lien Hernandez to Charles Alfaro (City of Miami PW) He replied asking what the issue was.

20201110 Forwarded all emails again to Charles Alfaro.

20210805 Send an email to all parties.

20210805 Mentioned in City of Miami MOT meeting follow-upped with an email. (Mario Machin, Genady Beylin & Charles Alfaro)

09.01.2021 Mentioned in City of Miami MOT (Collin Worth, Mario Machin, Genady Beylin & Charles Alfaro) Collin asked Charles if he was aware and he acknowledged. Mentioned that we would be OK with only irrigation and electrical being restored.

11.0x.2021 Mentioned to Juvenal Santana and Nzeribe I.. (Assistant City Manager)

11.10.2021 Mentioned in City of Miami MOT (Collin Worth, Mario Machin, Genady Beylin & Charles Alfaro)

- The irrigation system is NOT installed.
- The electricity to the landscaping lights is NO longer working
- One landscaping pedestal has been removed.
- The landscaping light pedestals are no longer **centered** within the median!
- The Royal Palms are no longer **centered** within the median!
- There is on the east side an unfinished cable (for a pole?) sticking out of the ground.

2. NE 36th Street – VENDOR UNKNOWN (Sat 10/29/2019)

Sidewalk damages. (Email to Juvenal Santana 10/31/2019)

08.30.2021 Guadalupe will follow up with FDOT.

3. Site: Crown Castle (AT&T) – Several Avenues and Streets. (02.03.2021 Fernando Vazquez – First meeting

10.11.2019 Martin Mikhail) Crown Castle; Larry Polk (407) 505-8825 & Kleimer Cruz (305) 297-8162.

- 1. Fiber Build 6MD1093A-011_ED_18 (NW 36 & 35th street& Buena Vista Ave.)**

2. Power Bore and Pole Installation: Small Cell FL5292BA (NW 35th Street)

3. Power Build and Pole Installation: Small Cell FL5293BA (NW 32nd Street)

FDOT – 2020 H 690 00521 AT&T Mobility (06.29.2022)

06.29.2022 Juan Velasquez sends email Pre-Construction 2018-H-690-00601 (NW 36th St/ NW 5th Ave) (2020 H 690 00521)

07/07/2022 PreConstruction Meeting with Kleimer to work on FDOT NE 36th street first. 2 new manholes installations.

07.22.2022 Kleimer Cruz reaches out to start next week.

08.04.2022 Kleimer Cruz & crew working on NE 36th street with a one lane closure. NE 36th ramp is accessible to entry and exit.

08.30.2022 Requested Kleimer Cruz a status on the project.

09.06.2022 Kleimer Cruz called, we will meet Thursday at 09:30

09.12.2022 Kleimer's crew did the trench today below the pavers on the corner of west side of Buena Vista Ave north bound lane and NE 36th street (by the entertainment lot). He is planning to pour concrete tomorrow.

09.29.2022 Kleimer called he need to restore NE 36th and Buena Vista Ave east side and wait for other project to finish on NE 34th street as he wants to cross that area.

XXX

4. North Block: Verizon – 2001CVNU-3401 N. Miami Ave. (Contractor = Mastec)

Location: N. Miami Ave at the height of Loading Dock entrance. (Enrique Hernandez – Meeting 03.15.2021 - Requested \$20,000 Surety bond)

5. Site: SW 34th Street & N Miami Ave. – Main irrigation Leak (03.18.2021) VENDOR UNKNOWN.

Wrote to the City of Miami, they said Mastec worked there.

03.25.2021 Met with Mastec; did not do the damages.

03.26.2021 Wrote again to the City of Miami, they said TECO People Gas worked there. PW20000670UP

03.29.2021 Met with TECO People Gas; did not do the damages.

04.06.2021 Wrote to the City of Miami, they said WASD (emergency repair) worked there. PW19001923UP

04.07.2021 Lissette Hildago (WASD); we will not repair.

04.15.2021 Wrote to the City of Miami.

05.19.2021 Follow-up with the City of Miami.

05.20.2021 City replied that WASD did not want to accept responsibility.

05.21.2021 Proposing WASD to install a new water meter with corresponding backflow meter.

06.01.2021 Contacted Oscar Vasquez WASD (Chief) to see what we can do.

06.02.2021 Oscar Vasquez put me in contact with Juan Pelay (WASD); we discussed to cap both sides of the leaking area (north and south) of the street and install on the north side a brand new irrigation meter with a corresponding backflow meter.

06.02.2021 Contact Process Runner Patricia C. to start the process of applying for a water meter / Backflow meter. For the application we need a survey.

06.03.2021 Contacted Oscar & Juan in reference to the survey request.

07.07.2021 Email follow to surveyor

07.08.2021 Surveyor called and I clarified what I need for WASD.

07.19.2021 Email follow with surveyor.

07.30.2021 Email follow with surveyor. Received the Survey. Forwarded the survey to the process runner.

08.05.2021 Process Runner called me and in conference with WASD, assisting with clarifying.

08.10.2021 requested process runner status of project.

08.11.2021 process runner called needs info. WASD send an automated reply that the application was received.

08.12.2021 Latarsha Cleare from WASD called asking clarification to where the new meter should be in-

stalled. Modified the survey and resend it to her. Received the invoice to pay. Send email to Oscar Valdes and Juan Pelay asking if there was anyway, we could get a discount.

08.12.2021 Ricardo Rojas gave paving contractor a notice of violation in reference to as build were we could see if they damaged the main water irrigation line.

08.13.2021 Juan Pelay replied to unfortunately no discount.

08.18.2021 Paid to have water meter installed. Send email to Juan Pelay asking to see if he can expedite.

09.01.2021 Follow-up email to Juan Pelay.

09.24.2021 Follow-up email to Juan Pelay.

10.12.2021 Follow-up email to Juan Pelay.

12.xx.2021 contacted process runner to follow up with City and WASD.

12.xx.2021 WASD revising plans & dealing with the City of Miami for the Permit.

01.19.2022 WASD – Anton discussed in MOT to install meter. Reached out to Anton. X

01.26.2022 Called Alain Nunez to request status; City inspector requested WASD to RE-asphalt the street as it is still within its moratorium.

02.16.2022 WASD – Isabel Rodriguez came back with a invoice for the restauration of the Asphalt.

03.04. & 03.07.2022 Went to WASD New Business to pay for the asphalt restoration.

03.16.2022 Received an email that a Set Meter request has been created.

03.30.2022 Met with WASD Installers to discuss location of water meter to install.

05.05.2022 Meter box has been installed on N Miami Ave. Notified Brightview; Carlos to install backflow and connect the system to the existing irrigation system.

05.12.2022 Backflow has been installed waiting for meter to be placed.

05.17.2022 Patricia process runner went back to WASD to follow-up on the water meter placement.

06.23.2022 Meter has been placed but no water is flowing.

07.15.2022 Called WASD call center that we still have no water. Met with WASD onsite and got the water turned on, notified Carlos Victoria to check the whole irrigation system (Island 1 and surrounding areas)

07.22.2022 Received a quote to repair.

07.25.2022 Approved quote.

07.27.2022 Discussing with Carlos Victoria logistics on installing irrigation on Island 1 (close to NE 36th street)

08.02.2022 Discussing with Jason Pillifant Green Island ficus in the median Island #1. Gave OK to proceed to Carlos Victoria.

08.15.2022 Requested Carlos status, Green Island Ficus needs to get removed. Gave OK to proceed.

08.30.2022 BrightView removing the Green Island Ficus from Island 1 in the median.

09.xx.2022 Irrigation system has been installed.

XX

6. NB: MCI Metro; Verizon - Project 1808AHXZ.529 – Cynthia Ferrell (DraftPro's) & Ann Cline (06.02.2021)

06.04.2021 Received new revised plans. (Jonathan Leon-DraftPro's)

06.16.2021 Received an updated version of the revised plans. (Jonathan Leon)

06.22.2021 Requested clarification on phase 2 of plans & time frame, etc.. Jonathan clarified and forwarded remaining questions to Aylin for more clarification.

07.06.2021 Received clarification on expected duration of project. (Aylin Alban-Mastec)

07.12.2021 Reviewed the plans & asked questions. Received clarification from (Jonathan Leon).

07.29.2021 Requested final *revised* plans to discuss the surety bond amount.

xx

10.07.2021 offered Mastec to take full responsibility for both projects going on in the district. Cynthia Ferrell said she would reach out to Mastec to see what they say.

**** Project on HOLD. ****

01.14.2022 **Steven Lencse** reached out to request status.

02.16.2022 **Steven Lencse** reached out to request status.

03.16.2022 Project has been started again.

03.17.2022 Meeting set for Thursday 03.24.2022
 03.18.2022 Requested Col.
 03.22.2022 Send email requesting the permits and several other questions.
 03.23.2022 They provided the Col. No workers Comp and automobile, they need to revise.
 03.24.2022 We were supposed to meet and no one showed up. Meeting rescheduled from next week. They provided a revised Col.
 03.25.2022 Col approved.
 03.28.2022 **Greg Arguez** setup meeting to meet Manuel Echevarria and or Alexander Perez.
 03.29.2022 Met with **Alexander Perez** and discussed the SoW. Requested **Greg Arguez** a \$30,000 surety bond.
 04.14.2022 **Steven Lencse** emailed the bond.
 04.18.2022 **Carolina Reyes** verified the security bond
 04.29.2022 **Trisha Arroyo** requested our address to mail the original bond to. I replied to her.
 05.16.2022 Send email to **Trisha Arroyo** requesting an update on the project. **Steven Lencse** replied. Asked him for a copy of the permit.
 05.17.2022 **Steven Lencse** Replied that the permit is expired and that they are trying to extend it.
 06.08.2022 **Steven Lencse** supplied the renewed permit.
 06.09.2022 Asked him when they plan to begin?
 06.10.2022 **Steven Lencse** requested 811 (locates), he plans to start after 07.04.2022.
 07.11.2022 Send email asking when they plan to start project?
 07.15.2022 City of Miami Permit # PW20001959UP001; **Mercy Marus** (Sotitia Marus) called me, they worked last night on NE 34th street and they found a pipe and could not do what the planned todo. We will meet onsite on Monday.
 07.18.2022 Had a meeting with **Mercy Marus**, discussed District concerns with City of Miami PW, vendor.
 08.02.2022 **Mercy Marus** meeting another vendor today as previous vendor could not do the work. **Steven Lencse** informed us that he is still waiting for the markings to be done before start..
 08.30.2022 **Greg Arguez** send an email and **Alex Perez** called me to mention that work would start on Thursday 9/1.
 09.07.2022 **Mercy** called to discuss restoration. I send an email with an area of concern.
 09.16.2022 **Mercy** called to provide an update. Waiting on contractor to restore.
 09.26.2022 Send **Mercy & Greg** an email asking about restoration. **Greg** replied that **Anthony** from **JM Builders** will be doing the restoration.
 09.30.2022 Met with Greg to discuss restoration and access into NB data room, I put him in contact with Glen Sullivan from Site Centers.
 XX

7. Site: N. Miami Ave. & South Block (Comcast) – MFI 052044 Summer DeBella & Andrea Chavez & Nicole Lambert (07.16.2021)

07.16.2021 Requested permit # & MOT Plan, Col & Surety Bond (No amount established yet).
 07.26.2021 Provide Col is incorrect.
 **** Project on HOLD. ****

8. Site: MidBlock - Comcast: Julio (07.19.2021) (610) 628-9411 & Diana Goecke.

**** Project on HOLD. ****

9. Site: Midblock West Nordstrom – Lumen/CenturyLink; Jamie Jallick, Rolando Santos, Anelissa Roncal, Rolando Santos (08.12.2021)

08.20.2021 Requested Col and Permits, etc..
 08.30.2021 Follow-up on site meeting.
 09.02.2021 Site meeting with Ricardo Santos; Discussed concerns.
 09.08.2021 received updates plans from Jaime Jallick.
 09.14.2021 & 09.16.2021 building access agreement
 09.20.2021 Resend my concerns.
 09.30.2021 Engineers are working on items noted in my request.
 **** Project on HOLD. ****

02.04.2022 Victoria Crump reached out if they can start? They are still missing permit, etc... Col is expired,

requested an updated one.

02.08.2022 Advised that Comcast still needs to finish.

02.09.2022 Received updated Col.

02.17.2022 Nicole Mulloy (Site Centers) discussing agreement for Site Centers.

02.22.2022 Agreement with Site Centers has been fully executed.

03.23.2022 Nicole Mulloy (Site Centers) asking about a check.

03.30.2022 Nicole Mulloy (Site Centers) following-up on request.

09.28.2022 Victoria Crump reached out; Provided City of Miami permit (PW21001551UP 07/22/22) Is the Comcast project done? Col is expired. Waiting on 2 projects on NE 34th street to finish. (Mastec; FDOT/ Kleimer Cruz & Mercy Sotiria/Greg Arguez). Did not receive any bond yet!

XXX

10. N. Miami Ave. – MMCDD - PW21002024UP Street lights (CDD Project) – Omar Electric & Antonio Varona.

09.27.2021 Short under the road.

xx.xx.2021 created MOT drawings

xx.xx.2021 Locator marked N. Miami Ave.

10.28.2021 Signed City of Miami application

12.zz.2021 City of Miami plans approved waiting for Miami-Dade County plans.

01.26.2022 Antonio Varona Provide status? – MDC wants a revision.

02.11.2022 Antonio Varona Provide status

XX

04.01.2022 Request status on the Miami-Dade permit.

04.04.2022 waiting for Miami Dade county to complete their review of the plans submitted.

05.03.2022 Requested an update on the County permit.

05.06.2022 Antonio Varona notified me that we can pay the permit. Cost \$910.00. Paid the permit. Antonio will provide an **invoice** and get it to me.

XX

05.xx.2022 Need to discuss / organize what vendor does what?

06.xx.2022 Contacted Road GC.

XX

11. N. Miami Ave. – MMCDD – Royal Palms Project (CDD Project) – Brightview.

09.10.2021 Contacted Antonio Varona the permit process Runner.

09.13.2021 Discussed plans, MOT, etc.

09.16.2021 Discussing MOT specifics.

10.08.2021 Getting all paperwork ready to register Brightview in the City of Miami.

10.13.2021 Process Runner requesting licenses and Insurance documents.

04.XX Issues with MDC, requested assistance from City of Miami; Mario

05.03.2022 Requested an update on the County permit.

05.24.2022 Antonio called me, we need a copy of a recorded covenant.

06.17.2022 Emailed Antonio requesting screen shot of what reviewers want.

06.19.2022 Requested process runner to search for covenant.

06.21.2022 Process runner went to MDC; could not find.

06.23.2022 Looking for recorded covenant.

06.30.2022 Received recorded covenant.

07.01.2022 provide recorded covenant to permit process runner; uploaded to MDC.

07.06.2022 Requested an update

07.07.2022 Miami Dade county want revision of plans.

07.18.2022 Antonio contacted Jose from Interactive Blue to get a quote for the drawings.

07.25.2022 Follow-up with Antonio.

07.27.2022 Requested plans from Antonio.

07.29.2022 Requested again plans from Antonio.

08.01.2022 Requested again plans from Antonio.

08.02.2022 Requested again plans from Antonio.

08.03.2022 Antonio requested the Covenant for Miami Dade County.

08.04.2022 Requested Patricia if we need a covenant whole we have one. She replied that this would be one for MDC as the one we have is for City of Miami.
08.05.2022 I approved for her to follow-up.
08.16.2022 Provided Covenant to Antonio. He will get it recorded and will uploaded asap.
08.29.2022 Received a Miami Dade Public works application from him.
08.30.2022 Got BrightView to sign and notarize the application form and send it back to Antonio.
08.31.2022 Requested Antonio for the plans. Received them.
09.14.2022 Requested an update of the permit approval status.
09.16.2022 No update yet.
09.21.2022 2 Reviewers approved, 3 still pending.
XX

12. Lot 7

12.xx.2021 Damage of SOD and possible irrigation system.
08.04.2022 Send an email as the weeds are overgrowing over the existing chain-link fence. They replied they will take care of the issue.
08.05.2022 Send a follow-up email as there are other areas of concern.
08.08.2022 **Camilo Cedeno** reported that the lot will be cleaned today.
09.20.2022 Send an email as the weeds are overgrowing over the existing chain-link fence.
09.30.2022 Followed-up on the previous email. They replied they will take care of the issue.
10.01.2022 **Francys Soza** send an email with pictures of the cleaning of the weeds, etc.. on the East and South side.

13. South Block North: The Standard Residences

11.16.2021 a sale center pad has been installed.
12.27.2022 s sale banner has been installed on the façade of South Block Garage.
03.02.2022 A fence and fence wrap has been installed; it does not provide the CDD access to the existing electrical panels and they are encroaching into CDD property on the north and south side of the lot.
03.10.2022 A fence banner has been installed.
03.14.2022 Juan Alvarez reached out to Bruce Cavossa and Luis Franco to have a site meeting.
03.21.2022 Juan Alvarez sends a reminder to Bruce and Luis.
04.01.2022 Tariq send Email to Carlos Rosso requesting to assist as his staff is not responsive.
04.07.2022 District engineer approved encroachment in order to facilitate construction .
08.01.2022 District bollard has been removed without approval, trip hazard in concrete sidewalk was left behind.
08.05.2022 Notified Carlos Rosso and team about the bollard. Luis wrote back it was fixed but it is NOT fixed.
08.08.2022 Bollard has been restored.
09.13.2022 Buena Vista Ave sales center. Added plants in Districts planters and added plant pots all over the sidewalk. Requested them to remove & relocate.
09.16.2022 Emailed management in reference to the 4x4 wood posts installed in the ENT lot.
09.21.2022 Follow-up on the previous send email. Container will be removed 09.22.2022.
09.23.2022 South West post have been removed. Container is still on site.
09.26.2022 Container will be removed today.
xx

14. Gio – Removery (Buildout) - NE 32nd Street – 04.05.2022

Daniel Franco

04.05.2022 Requested an onsite meeting.

04.18.2022 Daniel wants to meet on 4.25.2022 I will not be available. Proposed 4.26.2022

04.21.2022 Daniel Franco onsite meeting set up for 04.26.2022

04.26.2022 Meeting Daniel & Contractor to discuss MMCDD sidewalk, etc..

07.05.2022 they contacted me for putting a generator outside. Put them in contact with Stephen E.

15. MBW – Fresh Kitchen (Buildout) – Ex Hurricane Grill Space. – 04.20.2022 (BD2102004600B001)

Pippa send email.

04.20.2022 Pippa requested an onsite meeting for 05.02.2022

04.21.2022 Pippa provided the Col. Carolina verified the Col and approved.

04.27.2022 Diana Keller (**DK**) called me to discuss staging plans. City of Miami Permit: BD21-020046-B001

05.06.2022 They put temporary for demo a dumpster outside on the parking lot.

05.23.2022 Dumpster has been removed.

07.20.2022 David Rose (**DR**) reached out as Fresh Kitchen hired them to install a brand-new grease trap.

07.25.2022 Meeting with **DR** to discuss Districts concerns. They still did not receive their permit. Put him in touch with Javier A. from MPA and Thad Carraway from Lanier parking for parking in the garage.

07.29.2022 AC Vendor (754) 209-9576 contacted me for a MOT as they want to close the street to put a crane.

08.05.2022 Send email to **DK** to notify about no response from AC Vendor. **DK** called me to discuss the AC Vendor.

08.15.2022 **DR** stated his grease trap project.

8.29.2022 **DR** finished his grease Trap project.

09.07.2022 Delivery of Materials and Equipment.

XX

16. NB – Midtown Miami CDD Warranty Waterproofing of North Block 2nd floor garage floor.

Michael Matthew, Tom Slater, Calvin x, Carlos Paulino, Juan Alvarez.

07.11.2022 Started project

07.27.2022 Materials arrived on site.

07.25.2022 Closed phase I (Ramp on NE 34th street).

08.02.2022 Opened Phase 1A; Ramp on NE 34th street. Started Phase 2.

08.04.2022 Phase 1 stripping

08.05.2022 Phase 1 open again.

08.10.2022 Phase 2 open again Started Phase 3.

08.19.2022 Phase 3 started stripping.

08.22.2022 Phase 3 open again and started phase 4. Phase 4 slit in 2 phases.

08.26.2022 Phase 4A started stripping.

08.29.2022 Phase 4A is back open. Phase 4B is still closed as we are waiting for material. (Access to Target and Marshalls is open). Tom Slater is waiting for feedback from Ronald (Ron) Poleon from Lyntal to material delivery.

09.05.2022 Received a partial of the pending materials.

09.06.2022 Tom Slater informed me he is waiting for the pending materials.

09.07.2022 Tom Slater informed that he is expecting the materials to arrive today.

09.12.2022 Phase4B is Back open, missing NO PARKING signs in front of the CDD Office and the expansion joint “protection” plates. Restocon has ordered new stencils.

09.21.2022 NO PARKING signs have been painted. Project is DONE.

Project ramps will be added to this project.

XX

17. Hyde – Swing Stages – Henry Souto (Hyde Chief Engineer) 08.05.2022

08.05.2022 He called and discussed the project.

08.08.2022 Antoine (786) 825-9623 called he works for Empire Works, he will be doing work on the south and west side of the Hyde. North as well but that does not concern MMCDD.

08.09.2022 Met with John & Henry Souto to go over the MOT and concerns.

08.19.2022 Alina Cruz contacted me (Midtown 2) that NO one has reached out to her. We also are still waiting for a Col.

08.22.2022 Send a reminder on the Col.

08.30.2022 Send a reminder of the unreceived Col.

09.02.2022 received the Col and WC.

XX

18. NE 36th street Pole Installation – Crown Castle - Urma Charlemange (08.10.2022)

08.10.2022 Urma Charlemange (**UC**) (Permit Coordinator) send the email with the MOT Plan. 2021-H-690-00035 (FL5292BA)

08.11.2022 Send Urma an email to let her know that there is another project going on on NE 36th street and she has to wait till they are done. Carolina sent her the Col requirements.

08.23.2022 Larry Polk (**LP**) email (LCIS-2 FL5292BA Site – CMS PO 3948) me with answers to my questions.

Kerry Ann Baychu send us the Col.

08.24.2022 **LP** send the latest plans.

08.30.2022 Forwarded the Col to Carolina so she can check it.

09.07.2022 Col has been approved by Carolina Reyes.

XX

09.21.2022 **UC** send an email requesting an update on the **LCIS** (??)

09.23.2022 Juan Velasquez (FDOT) called if the district approves the restorations of the work that was done on NE 36th street. Send email to **UC** asking what they need?

XX

19. Lot 1 TerraGroup- Santiago Eliashev & Rocio Martinez (09.08.2022)

09.08.2022 Received email on scheduling an appointment to discuss the non-standard improvements.

09.19.2022 Received a follow-up on scheduling an appointment. Set appointment for Friday 9.23.2022.

09.23.2022 Had a MS Teams meeting with Santiago & Rocio (and others) discussed the Districts Non-Standard improvements.

XX

Pending Items

Project being edited


project completed

Planned **FUTURE** Projects:

- 1. East Coast Ave - Hotwire –(20190618)**
Pay attention to: Sidewalk damages, SOW Directional Boring, installing man holes and pulling cable from man hole to man hole.
- 2. FDOT & MDC & City of Miami - Railroad Crossing and Roadway Reconstruction Project.**
NE 36th Street & NE 4th Ave & Federal Highway. (Virtual Meeting 11/30/2020 Fernando Gomez, Hector Badia)

Integrated Guidance

Cleverciti



MIDTOWN MIAMI
COMMUNITY DEVELOPMENT DISTRICT

STAFF
REPORTS
ALL



Lanier Parking Solution
 3401 N Miami Ave Ste 134
 Miami, Fl. 33127

Monthly Parking Report- December 2022
Executive Summary

	<u>North Garage</u>		<u>South Garage</u>		<u>Mid Block Garage</u>	
	<u>Nov-22</u>	<u>Dec-22</u>	<u>Nov-22</u>	<u>Dec-22</u>	<u>Nov-22</u>	<u>Dec-22</u>
Garage Retail and Office	642	645	301	308	0	0
2 Midtown Residents	16	13	13	13	0	0
2 Midtown Retail	1	1	0	0	0	0
3 Midtown- Hyde Resident	0	0	2	3	0	0
4 Midtown Resident	1	1	34	32	0	0
4 Midtown Retail	0	0	3	3	0	0
5 Midtown Residents	0	0	35	31	0	0
6 Midtown Residents	0	0	0	1	0	0
GIO Residential	0	0	1	1	0	0
Midtown Yard 8 Residents	0	0	2	2	0	0
Midblock Residents	0	0	7	5	0	0
Midblock East Offices	4	4	23	27	36	36
Midblock East Retail	13	14	54	52	0	0
Midblock West Retail	45	46	40	38	0	0
Secondary Vehicles	56	56	27	25	1	1
Complimentary	107	109	0	0	320	325
	885	889	542	541	357	362

Notes

Secondary vehicles are necessary due to the AVI but are accounted for as complimentary.



Lanier Parking Solution
 3401 N Miami Ave Ste 134
 Miami, Fl. 33127

Transient Parking
 Year-over-Year Comparison

North Block

South Block

		Revenue			Tickets			Revenue			Tickets				
<u>2022</u>		<u>2021</u>	<u>2022</u>	<u>2021</u>	<u>2022</u>	<u>2021</u>	<u>2021</u>	<u>2022</u>	<u>2021</u>	<u>2022</u>	<u>2021</u>	<u>2022</u>	<u>2021</u>	<u>2022</u>	
		\$8,374.00			2729		\$ 1,274.00				283				
12/1/2022	Thursday	\$8,602.00	\$7,770.00	-9.67%	2768	2491	-10.01%	\$ 1,441.00	\$ 1,596.00	10.76%	286	275	-3.85%	Wednesday 12/1/2021	
12/2/2022	Friday	\$9,230.00	\$9,719.00	5.30%	3037	2888	-4.91%	\$ 2,161.00	\$ 1,925.00	-10.92%	343	361	5.25%	Thursday 12/2/2021	
12/3/2022	Saturday	\$13,879.00	\$12,602.00	-9.20%	3986	3655	-8.30%	\$ 3,426.00	\$ 3,151.00	-8.03%	648	584	-9.88%	Friday 12/3/2021	
12/4/2022	Sunday	\$12,165.00	\$10,577.00	-13.05%	3702	3326	-10.16%	\$ 3,430.00	\$ 2,833.00	-17.41%	504	461	-8.53%	Saturday 12/4/2021	
12/5/2022	Monday	\$9,024.00	\$7,125.05	-21.04%	3011	2515	-16.47%	\$ 1,346.00	\$ 1,334.00	-0.89%	209	261	24.88%	Sunday 12/5/2021	
12/6/2022	Tuesday	\$9,128.00	\$7,963.00	-12.76%	3120	2629	-15.74%	\$ 1,150.00	\$ 1,063.00	-7.57%	282	243	-13.83%	Monday 12/6/2021	
12/7/2022	Wednesday	\$10,206.00	\$8,313.10	-18.55%	3385	2829	-16.43%	\$ 1,434.00	\$ 1,291.00	-9.97%	289	311	7.61%	Tuesday 12/7/2021	
12/8/2022	Thursday	\$10,739.00	\$7,963.00	-25.85%	3610	2819	-21.91%	\$ 1,254.00	\$ 1,597.00	27.35%	288	320	11.11%	Wednesday 12/8/2021	
12/9/2022	Friday	\$11,018.00	\$9,608.00	-12.80%	3634	3267	-10.10%	\$ 1,533.00	\$ 1,541.00	0.52%	368	325	-11.68%	Thursday 12/9/2021	
12/10/2022	Saturday	\$14,832.00	\$12,105.00	-18.39%	4738	4041	-14.71%	\$ 2,252.00	\$ 2,410.00	7.02%	547	521	-4.75%	Friday 12/10/2021	
12/11/2022	Sunday	\$12,321.00	\$11,206.00	-9.05%	4167	3643	-12.57%	\$ 2,058.00	\$ 2,322.00	12.83%	421	396	-5.94%	Saturday 12/11/2021	
12/12/2022	Monday	\$9,610.00	\$8,671.00	-9.77%	3485	3026	-13.17%	\$ 1,063.00	\$ 1,074.00	1.03%	249	264	6.02%	Sunday 12/12/2021	
12/13/2022	Tuesday	\$10,629.00	\$8,759.00	-17.59%	3802	2921	-23.17%	\$ 1,005.00	\$ 1,150.00	14.43%	244	267	9.43%	Monday 12/13/2021	
12/14/2022	Wednesday	\$12,108.00	\$9,830.00	-18.81%	4172	3244	-22.24%	\$ 1,166.00	\$ 1,406.00	20.58%	290	316	8.97%	Tuesday 12/14/2021	
12/15/2022	Thursday	\$10,279.00	\$9,746.91	-5.18%	4257	3448	-19.00%	\$ 1,436.00	\$ 1,393.00	-2.99%	287	296	3.14%	Wednesday 12/15/2021	
12/16/2022	Friday	\$11,652.00	\$11,906.00	2.18%	4057	3959	-2.42%	\$ 1,401.00	\$ 1,681.00	19.99%	324	385	18.83%	Thursday 12/16/2021	
12/17/2022	Saturday	\$13,894.00	\$15,007.00	8.01%	4763	4803	0.84%	\$ 2,158.00	\$ 2,690.00	24.65%	451	552	22.39%	Friday 12/17/2021	
12/18/2022	Sunday	\$13,247.00	\$12,540.00	-5.34%	4390	4016	-8.52%	\$ 1,776.00	\$ 2,158.00	21.51%	350	410	17.14%	Saturday 12/18/2021	
12/19/2022	Monday	\$11,400.00	\$12,013.00	5.38%	4012	4232	5.48%	\$ 1,355.00	\$ 1,303.00	-3.84%	259	300	15.83%	Sunday 12/19/2021	
12/20/2022	Tuesday	\$12,955.00	\$13,644.00	5.32%	4588	4711	2.68%	\$ 998.00	\$ 1,423.00	42.59%	241	297	23.24%	Monday 12/20/2021	
12/21/2022	Wednesday	\$14,319.00	\$14,587.00	1.87%	5062	5141	1.56%	\$ 1,166.00	\$ 1,553.00	33.19%	317	357	12.62%	Tuesday 12/21/2021	
12/22/2022	Thursday	\$15,103.00	\$14,097.75	-6.66%	5603	4971	-11.28%	\$ 1,712.00	\$ 1,436.00	-16.12%	407	366	-10.07%	Wednesday 12/22/2021	
12/23/2022	Friday	\$12,898.00	\$16,607.00	28.76%	5295	6019	13.67%	\$ 1,009.00	\$ 1,723.00	70.76%	246	497	102.03%	Thursday 12/23/2021	
12/24/2022	Saturday	\$432.00	\$13,254.00	2968.06%	98	5477	5488.78%	\$ 478.00	\$ 1,433.00	199.79%	54	339	527.78%	Friday 12/24/2021	
12/25/2022	Sunday	\$8,839.00	\$170.00	-98.08%	3039	55	-98.19%	\$ 1,339.00	\$ 587.00	-56.16%	292	51	-82.53%	Saturday 12/25/2021	
12/26/2022	Monday	\$8,242.00	\$10,406.75	26.26%	2850	3731	30.91%	\$ 865.00	\$ 1,289.00	49.02%	204	311	52.45%	Sunday 12/26/2021	
12/27/2022	Tuesday	\$9,096.00	\$9,033.00	-0.69%	3069	3050	-0.62%	\$ 1,059.00	\$ 1,261.00	19.07%	274	299	9.12%	Monday 12/27/2021	
12/28/2022	Wednesday	\$9,719.00	\$9,039.00	-7.00%	3184	2988	-6.16%	\$ 1,072.00	\$ 1,546.00	44.22%	293	328	11.95%	Tuesday 12/28/2021	
12/29/2022	Thursday	\$10,328.00	\$9,713.00	-5.95%	3410	3193	-6.36%	\$ 1,210.00	\$ 1,968.00	62.64%	313	404	29.07%	Wednesday 12/29/2021	
12/30/2022	Friday	\$9,252.00	\$10,961.00	18.47%	3413	3711	8.73%	\$ 1,322.00	\$ 2,098.00	58.70%	246	410	66.67%	Thursday 12/30/2021	
12/31/2022	Saturday		\$10,347.00			3672			\$ 1,562.00			296		Friday 12/31/2021	
		\$333,520.00	\$325,283.56	-2%	114436	110471	-3.46%	\$46,349.00	\$51,797.00	12%	9809	10803	10.13%		

Revenue-by-lane Report

From:	:00:00 M	Prepared by:	jencarnacion
To:	31/2022 11:59:59 PM	Generated:	3 2:12:59 PM
System server:	[1] DBS Central	Extended Income Report:	No
Car park:	[50] North Block		

Lane	Rate	Count VISA	VISA	Count MASTERCARD	MASTERCARD	Count AMEX	AMEX	Count DISCOVER	DISCOVER	Total Amount CC	Count Cash	Cash	Count Chaser	Chaser	Other	Total Revenue
4	.00 USD		.00 USD		.00 USD		.00 USD		.00 USD	.00 USD	69	.00 USD		.00 USD	.00 USD	.00 USD
4	.00 USD	5516	.031.00 USD	75	4,550.00 USD	886	.772.00 USD	4	48.00 USD	7,601.00 USD		.00 USD	49	98.00 USD	3.00 USD	7,702.00 USD
4	3.00 USD	3292	9,876.00 USD	485	4,455.00 USD	578	.734.00 USD	73	9.00 USD	6,284.00 USD		.00 USD	6	8.00 USD	9.00 USD	6,311.00 USD
4	4.00 USD		4,403.00 USD	481	.924.00 USD	73	692.00 USD	3	52.00 USD	7,071.00 USD		.00 USD		8.00 USD	.00 USD	7,080.00 USD
4	8.00 USD	367	.936.00 USD	36	.088.00 USD	69	552.00 USD	7	56.00 USD	4,632.00 USD		.00 USD		.00 USD	.00 USD	4,632.00 USD
4	.00 USD	44	.440.00 USD	62	620.00 USD	30	300.00 USD	6	60.00 USD	420.00 USD		.00 USD		.00 USD	.00 USD	.420.00 USD
4	5.00 USD	59	885.00 USD	8	420.00 USD		80.00 USD		30.00 USD	.515.00 USD		.00 USD		.00 USD	.00 USD	.515.00 USD
4	.00 USD	38	760.00 USD	7	340.00 USD	6	.00 USD		.00 USD	.220.00 USD		.00 USD		.00 USD	.00 USD	.220.00 USD
4	5.00 USD	7	425.00 USD		75.00 USD	4	.00 USD		.00 USD	800.00 USD		.00 USD		.00 USD	.00 USD	800.00 USD
4	30.00 USD		360.00 USD	6		4	.00 USD		.00 USD	660.00 USD		.00 USD		.00 USD	.00 USD	660.00 USD
4	35.00 USD	46	.610.00 USD	7	595.00 USD	3	455.00 USD	4	40.00 USD	.800.00 USD		.00 USD		.00 USD	5.00 USD	.905.00 USD
4	37.00 USD		.00 USD		37.00 USD		.00 USD		.00 USD	37.00 USD		.00 USD		.00 USD	.00 USD	37.00 USD
4	43.00 USD		.00 USD		43.00 USD		86.00 USD		.00 USD	9.00 USD		.00 USD		.00 USD	.00 USD	9.00 USD
4	60.00 USD		60.00 USD		.00 USD		.00 USD		.00 USD	60.00 USD		.00 USD		.00 USD	.00 USD	60.00 USD
4	70.00 USD		.00 USD		.00 USD		40.00 USD		.00 USD	40.00 USD		.00 USD		.00 USD	.00 USD	40.00 USD
4	73.00 USD		73.00 USD		.00 USD		.00 USD		.00 USD	73.00 USD		.00 USD		.00 USD	.00 USD	73.00 USD
4	5.00 USD		.00 USD		5.00 USD		.00 USD		.00 USD	5.00 USD		.00 USD		.00 USD	.00 USD	5.00 USD
4	40.00 USD		40.00 USD		.00 USD		.00 USD		.00 USD	40.00 USD		.00 USD		.00 USD	.00 USD	40.00 USD
24	Total Lane	10595	33,999.00 USD	4521	14,632.00 USD	1779	6,251.00 USD	229	805.00 USD	55,687.00 USD	169	0.00 USD	57	124.00 USD	118.00 USD	55,929.00 USD
26	Total Lane	0	0.00 USD	0	0.00 USD	0	0.00 USD	0	0.00 USD	0.00 USD	0	0.00 USD	0	0.00 USD	0.00 USD	0.00 USD
8	.00 USD		.00 USD		.00 USD		.00 USD		.00 USD	.00 USD	92	.00 USD		.00 USD	.00 USD	.00 USD
8	.00 USD	5157	.314.00 USD	51	4,302.00 USD	883	.766.00 USD	7	4.00 USD	6,596.00 USD		.00 USD	42	84.00 USD	.00 USD	6,682.00 USD
8	3.00 USD	3031	9,091.00 USD	98	3,893.00 USD	462	.386.00 USD	55	65.00 USD	4,535.00 USD		.00 USD	7	9.00 USD	8.00 USD	4,562.00 USD
8	4.00 USD	6	4,104.00 USD	413	.652.00 USD	76	704.00 USD	5	.00 USD	6,560.00 USD		.00 USD	3	.00 USD	.00 USD	6,572.00 USD
8	8.00 USD	350	.800.00 USD		960.00 USD	57	456.00 USD		80.00 USD	4,296.00 USD		.00 USD		6.00 USD	.00 USD	4,312.00 USD
8	.00 USD	6	.260.00 USD	45	450.00 USD		.00 USD		.00 USD	.930.00 USD		.00 USD		.00 USD	.00 USD	.930.00 USD
8	5.00 USD	57	855.00 USD	6	40.00 USD		65.00 USD		5.00 USD	.275.00 USD		.00 USD		5.00 USD	.00 USD	.290.00 USD
8	.00 USD	7	540.00 USD	7	340.00 USD	9	80.00 USD		.00 USD	.080.00 USD		.00 USD		.00 USD	.00 USD	.080.00 USD
8	5.00 USD	9	475.00 USD	6	50.00 USD		50.00 USD		.00 USD	675.00 USD		.00 USD		.00 USD	5.00 USD	700.00 USD
8	30.00 USD	7	.00 USD	6	80.00 USD	4	.00 USD		.00 USD	510.00 USD		.00 USD		.00 USD	.00 USD	510.00 USD
8	35.00 USD	5	875.00 USD	9	315.00 USD	4	40.00 USD		.00 USD	.330.00 USD		.00 USD		.00 USD	35.00 USD	.365.00 USD
8	38.00 USD		.00 USD		38.00 USD		38.00 USD		.00 USD	76.00 USD		.00 USD		.00 USD	.00 USD	76.00 USD
8	39.00 USD		.00 USD		39.00 USD		.00 USD		.00 USD	39.00 USD		.00 USD		.00 USD	.00 USD	39.00 USD
8	65.00 USD		65.00 USD		.00 USD		.00 USD		.00 USD	65.00 USD		.00 USD		.00 USD	.00 USD	65.00 USD
28	Total Lane	9826	30,589.00 USD	4083	12,559.00 USD	1629	5,205.00 USD	201	614.00 USD	48,967.00 USD	92	0.00 USD	55	146.00 USD	70.00 USD	49,183.00 USD
9	.00 USD		.00 USD		.00 USD		.00 USD		.00 USD	.00 USD	50	.00 USD		.00 USD	.00 USD	.00 USD
9	.00 USD	976	5,952.00 USD		.420.00 USD	423	846.00 USD	39	78.00 USD	9,296.00 USD	679	5,348.00 USD	8	6.00 USD	-4.00 USD	4,656.00 USD

29	3.00 USD	86	3,857.00 USD	537	,611.00 USD	68	504.00 USD		63.00 USD	6,035.00 USD	48	3,144.00 USD		.00 USD	.00 USD	9,180.00 USD
9	4.00 USD	345	,378.00 USD	66	664.00 USD	65	60.00 USD	4	6.00 USD	,318.00 USD	56	,025.00 USD		.00 USD	.00 USD	3,344.00 USD
9	8.00 USD		808.00 USD	42	336.00 USD	8	44.00 USD		6.00 USD	,304.00 USD	52	416.00 USD		.00 USD	.00 USD	,720.00 USD
9	.00 USD	7	70.00 USD	7	70.00 USD		.00 USD		.00 USD	560.00 USD		.00 USD		.00 USD	.00 USD	760.00 USD
9	5.00 USD		330.00 USD	6	90.00 USD		30.00 USD		5.00 USD	465.00 USD		80.00 USD		.00 USD	.00 USD	645.00 USD
9	.00 USD	6	320.00 USD		40.00 USD		.00 USD		.00 USD	360.00 USD	8	60.00 USD		.00 USD	.00 USD	520.00 USD
9	5.00 USD	3	325.00 USD	3	75.00 USD		.00 USD		.00 USD	400.00 USD	8	.00 USD		.00 USD	.00 USD	600.00 USD
9	30.00 USD	8	40.00 USD	3	90.00 USD		.00 USD		.00 USD	330.00 USD	6	80.00 USD		.00 USD	.00 USD	510.00 USD
9	35.00 USD		735.00 USD	9	315.00 USD		35.00 USD		.00 USD	,085.00 USD	5	75.00 USD		.00 USD	.00 USD	,260.00 USD
9	39.00 USD		.00 USD		39.00 USD		.00 USD		.00 USD	39.00 USD		.00 USD		.00 USD	.00 USD	39.00 USD
29	Total Lane	4815	14,215.00 USD	2006	5,950.00 USD	678	1,829.00 USD	68	198.00 USD	22,192.00 USD	4144	11,028.00 USD	8	16.00 USD	-2.00USD	33,234.00 USD
30	.00 USD		.00 USD		.00 USD		.00 USD		.00 USD	.00 USD	6	.00 USD		.00 USD	.00 USD	.00 USD
30	.00 USD	4623	9,246.00 USD	821	3,641.00 USD	721	,442.00 USD	6	52.00 USD	4,581.00 USD		.00 USD	32	64.00 USD	.00 USD	4,646.00 USD
30	3.00 USD	549	7,645.00 USD	8	3,382.00 USD	97	891.00 USD	56	68.00 USD	,086.00 USD		.00 USD		6.00 USD	7.00 USD	,099.00 USD
30	4.00 USD	678	,712.00 USD	304	,216.00 USD	83	332.00 USD	9	36.00 USD	4,296.00 USD		.00 USD		.00 USD	.00 USD	4,296.00 USD
30	8.00 USD	80	,440.00 USD	83	664.00 USD	3	84.00 USD	7	56.00 USD	,344.00 USD		.00 USD		.00 USD	.00 USD	,344.00 USD
30	.00 USD	58	580.00 USD	30	300.00 USD	8	80.00 USD		.00 USD	,080.00 USD		.00 USD		.00 USD	.00 USD	,080.00 USD
30	5.00 USD		330.00 USD	9	35.00 USD	6	90.00 USD		5.00 USD	570.00 USD		.00 USD		.00 USD	.00 USD	570.00 USD
30	.00 USD	6	320.00 USD	7	40.00 USD		.00 USD		.00 USD	480.00 USD		.00 USD		.00 USD	.00 USD	480.00 USD
30	5.00 USD	8	.00 USD		50.00 USD		5.00 USD		5.00 USD	300.00 USD		.00 USD		.00 USD	5.00 USD	325.00 USD
30	30.00 USD	6	80.00 USD		60.00 USD		30.00 USD		30.00 USD	300.00 USD		.00 USD		.00 USD	.00 USD	300.00 USD
30	35.00 USD	32	,120.00 USD		420.00 USD	6	.00 USD		.00 USD	,750.00 USD		.00 USD		.00 USD	70.00 USD	,820.00 USD
30	70.00 USD		70.00 USD		.00 USD		.00 USD		.00 USD	70.00 USD		.00 USD		.00 USD	.00 USD	70.00 USD
30	Total Lane	8173	23,843.00 USD	3398	10,008.00 USD	1157	3,404.00 USD	203	602.00 USD	37,857.00 USD	116	0.00 USD	34	70.00 USD	103.00 USD	38,030.00 USD
31	.00 USD		.00 USD		.00 USD		.00 USD		.00 USD	.00 USD	30	.00 USD		.00 USD	.00 USD	.00 USD
31	.00 USD	69	,338.00 USD	430	860.00 USD	99	398.00 USD	5	50.00 USD	3,646.00 USD	939	,876.00 USD	3	6.00 USD	-4.00USD	5,524.00 USD
31	3.00 USD	587	,761.00 USD	84	852.00 USD	93	79.00 USD	7	51.00 USD	,943.00 USD	494	,482.00 USD		.00 USD	.00 USD	4,425.00 USD
31	4.00 USD	72	688.00 USD	79	316.00 USD	32	8.00 USD	4	6.00 USD	,148.00 USD	44	576.00 USD		.00 USD	.00 USD	,724.00 USD
31	8.00 USD	60	480.00 USD	9	32.00 USD		96.00 USD		8.00 USD	816.00 USD	34	72.00 USD		.00 USD	.00 USD	,088.00 USD
31	.00 USD	6	60.00 USD	8	80.00 USD	5	50.00 USD		.00 USD	90.00 USD	4	40.00 USD		.00 USD	.00 USD	430.00 USD
31	5.00 USD	8	.00 USD	5	75.00 USD		30.00 USD		.00 USD	5.00 USD	3	45.00 USD		.00 USD	.00 USD	70.00 USD
31	.00 USD	5	.00 USD		40.00 USD		40.00 USD		.00 USD	80.00 USD	4	80.00 USD		.00 USD	.00 USD	60.00 USD
31	5.00 USD		.00 USD		5.00 USD		.00 USD		.00 USD	5.00 USD		5.00 USD		.00 USD	.00 USD	50.00 USD
31	30.00 USD		30.00 USD		.00 USD		.00 USD		.00 USD	30.00 USD		.00 USD		.00 USD	.00 USD	30.00 USD
31	35.00 USD	9	665.00 USD	4	40.00 USD		35.00 USD		35.00 USD	875.00 USD		35.00 USD		.00 USD	.00 USD	910.00 USD
31	Total Lane	2037	6,342.00 USD	842	2,620.00 USD	346	1,056.00 USD	48	160.00 USD	10,178.00 USD	1764	4,531.00 USD	3	6.00 USD	-4.00USD	14,711.00 USD
32	.00 USD		.00 USD		.00 USD		.00 USD		.00 USD	.00 USD	4	.00 USD		.00 USD	.00 USD	.00 USD
32	.00 USD	3380	6,760.00 USD	482	,964.00 USD	586	,172.00 USD	82	64.00 USD	,060.00 USD		.00 USD	4	48.00 USD	.00 USD	,110.00 USD
32	3.00 USD	891	5,673.00 USD	809	,427.00 USD	312	936.00 USD	45	35.00 USD	9,171.00 USD		.00 USD		.00 USD	.00 USD	9,171.00 USD
32	4.00 USD	449	,796.00 USD	7	828.00 USD	76	304.00 USD	3	52.00 USD	,980.00 USD		.00 USD		.00 USD	4.00 USD	,984.00 USD
32	8.00 USD	32	,056.00 USD	61	488.00 USD		68.00 USD		6.00 USD	,728.00 USD		.00 USD		.00 USD	.00 USD	,728.00 USD
32	.00 USD	46	460.00 USD	3	30.00 USD	8	80.00 USD		.00 USD	680.00 USD		.00 USD		.00 USD	.00 USD	690.00 USD
32	5.00 USD		65.00 USD	6	90.00 USD		30.00 USD		.00 USD	85.00 USD		.00 USD		.00 USD	.00 USD	85.00 USD
32	.00 USD	7	40.00 USD	3	60.00 USD		.00 USD		.00 USD	.00 USD		.00 USD		.00 USD	.00 USD	.00 USD
32	5.00 USD	5	5.00 USD		.00 USD		5.00 USD		.00 USD	50.00 USD		.00 USD		.00 USD	.00 USD	50.00 USD
32	30.00 USD		30.00 USD		30.00 USD		.00 USD		.00 USD	60.00 USD		.00 USD		.00 USD	.00 USD	60.00 USD
32	35.00 USD	6	560.00 USD	7	45.00 USD	3	5.00 USD		.00 USD	910.00 USD		.00 USD		.00 USD	.00 USD	910.00 USD
32	70.00 USD		70.00 USD		.00 USD		.00 USD		.00 USD	70.00 USD		.00 USD		.00 USD	.00 USD	70.00 USD
32	Total Lane	5939	16,835.00 USD	2589	7,262.00 USD	1009	2,820.00 USD	143	377.00 USD	27,294.00 USD	124	0.00 USD	25	58.00 USD	6.00 USD	27,358.00 USD

33	.00 USD		.00 USD		.00 USD		.00 USD		.00 USD	.00 USD	57	.00 USD		.00 USD	.00 USD	.00 USD
33	.00 USD	876	5,752.00 USD		,440.00 USD	429	858.00 USD	82	64.00 USD	9,214.00 USD		.00 USD		.00 USD	.00 USD	9,216.00 USD
33	3.00 USD	377	4,131.00 USD	653	,959.00 USD	96	588.00 USD	9	57.00 USD	6,735.00 USD		.00 USD		.00 USD	.00 USD	6,735.00 USD
33	4.00 USD	392	,568.00 USD	81	724.00 USD	51	4.00 USD	9	36.00 USD	,532.00 USD		.00 USD		.00 USD	4.00 USD	,536.00 USD
33	8.00 USD	4	912.00 USD	51	408.00 USD	8	4.00 USD		8.00 USD	,552.00 USD		.00 USD		.00 USD	.00 USD	,552.00 USD
33	.00 USD	30	300.00 USD		.00 USD	8	80.00 USD		.00 USD	610.00 USD		.00 USD		.00 USD	.00 USD	610.00 USD
33	5.00 USD	5	5.00 USD	8	.00 USD	3	45.00 USD		.00 USD	390.00 USD		.00 USD		.00 USD	5.00 USD	405.00 USD
33	.00 USD	7	40.00 USD	5	.00 USD	3	60.00 USD		.00 USD	320.00 USD		.00 USD		.00 USD	.00 USD	320.00 USD
33	5.00 USD		5.00 USD		.00 USD		.00 USD		.00 USD	5.00 USD		.00 USD		.00 USD	.00 USD	5.00 USD
33	30.00 USD	3	90.00 USD		30.00 USD		.00 USD		.00 USD	.00 USD		.00 USD		.00 USD	.00 USD	.00 USD
33	35.00 USD	5	75.00 USD		35.00 USD		35.00 USD		.00 USD	45.00 USD		.00 USD		.00 USD	.00 USD	45.00 USD
33	Total Lane	4820	13,318.00 USD	2142	6,036.00 USD	719	2,094.00 USD	113	295.00 USD	21,743.00 USD	157	0.00 USD	0	2.00 USD	19.00 USD	21,764.00 USD
35	.00 USD		.00 USD		.00 USD		.00 USD		.00 USD	.00 USD		.00 USD		.00 USD	.00 USD	.00 USD
35	.00 USD	684	3,368.00 USD	714	,428.00 USD	79	558.00 USD	5	50.00 USD	5,404.00 USD		.00 USD		.00 USD	4.00 USD	5,410.00 USD
35	3.00 USD	851	,553.00 USD	410	,230.00 USD	95	85.00 USD		66.00 USD	4,134.00 USD		.00 USD		.00 USD	.00 USD	4,134.00 USD
35	4.00 USD	6	904.00 USD	95	380.00 USD	38	52.00 USD	4	6.00 USD	,452.00 USD		.00 USD		.00 USD	.00 USD	,452.00 USD
35	8.00 USD	48	384.00 USD	36	88.00 USD	6	8.00 USD		.00 USD	800.00 USD		.00 USD		.00 USD	.00 USD	800.00 USD
35	.00 USD	5	50.00 USD		.00 USD	6	60.00 USD		.00 USD	340.00 USD		.00 USD		.00 USD	.00 USD	340.00 USD
35	5.00 USD	8	.00 USD	5	75.00 USD		.00 USD		.00 USD	95.00 USD		.00 USD		.00 USD	.00 USD	95.00 USD
35	.00 USD		.00 USD		40.00 USD		.00 USD		.00 USD	60.00 USD		.00 USD		.00 USD	.00 USD	60.00 USD
35	5.00 USD		5.00 USD		5.00 USD		5.00 USD		.00 USD	75.00 USD		.00 USD		.00 USD	.00 USD	75.00 USD
35	30.00 USD		30.00 USD		60.00 USD		.00 USD		.00 USD	90.00 USD		.00 USD		.00 USD	.00 USD	90.00 USD
35	Total Lane	2835	7,554.00 USD	1277	3,646.00 USD	435	1,208.00 USD	52	142.00 USD	12,550.00 USD	112	0.00 USD	0	2.00 USD	4.00 USD	12,556.00 USD
37	Total Lane	0	0.00 USD	0	0.00 USD	0	0.00 USD	0	0.00 USD	0.00 USD	0	0.00 USD	0	0.00 USD	0.00 USD	0.00 USD
39	.00 USD		.00 USD		.00 USD		.00 USD		.00 USD	.00 USD		.00 USD		.00 USD	.00 USD	.00 USD
39	.00 USD	51	502.00 USD	8	56.00 USD	6	52.00 USD	8	6.00 USD	826.00 USD		.00 USD		.00 USD	.00 USD	826.00 USD
39	3.00 USD	92	576.00 USD	74	.00 USD	6	78.00 USD		3.00 USD	879.00 USD		.00 USD		.00 USD	.00 USD	879.00 USD
39	4.00 USD	75	300.00 USD	43	72.00 USD	5	.00 USD		8.00 USD	500.00 USD		.00 USD		.00 USD	.00 USD	500.00 USD
39	8.00 USD	8	44.00 USD		80.00 USD		8.00 USD		.00 USD	32.00 USD		.00 USD		.00 USD	.00 USD	32.00 USD
39	.00 USD		.00 USD	3	30.00 USD	3	30.00 USD		.00 USD	70.00 USD		.00 USD		.00 USD	.00 USD	70.00 USD
39	5.00 USD		5.00 USD		30.00 USD		.00 USD		.00 USD	45.00 USD		.00 USD		.00 USD	.00 USD	45.00 USD
39	.00 USD		40.00 USD		40.00 USD		.00 USD		.00 USD	80.00 USD		.00 USD		.00 USD	.00 USD	80.00 USD
39	5.00 USD		5.00 USD		50.00 USD		.00 USD		.00 USD	75.00 USD		.00 USD		.00 USD	.00 USD	75.00 USD
39	Total Lane	551	1,712.00 USD	264	880.00 USD	61	188.00 USD	11	27.00 USD	2,807.00 USD	20	0.00 USD	0	0.00 USD	0.00 USD	2,807.00 USD
41	.00 USD		.00 USD		.00 USD		.00 USD		.00 USD	.00 USD	71	.00 USD		.00 USD	.00 USD	.00 USD
41	.00 USD	316	632.00 USD	42	84.00 USD	3	46.00 USD		4.00 USD	966.00 USD	771	,545.00 USD		.00 USD	-3.00USD	,508.00 USD
41	3.00 USD	310	930.00 USD	31	393.00 USD		60.00 USD	3	9.00 USD	,392.00 USD	744	,249.00 USD		.00 USD	-17.00USD	3,624.00 USD
41	4.00 USD	98	392.00 USD	38	52.00 USD	5	.00 USD		4.00 USD	568.00 USD		884.00 USD		.00 USD	4.00 USD	,456.00 USD
41	8.00 USD	5	.00 USD	4	.00 USD	3	4.00 USD		.00 USD	336.00 USD	51	420.00 USD		.00 USD	-12.00USD	744.00 USD
41	.00 USD	6	60.00 USD		.00 USD		.00 USD		.00 USD	90.00 USD		.00 USD		.00 USD	.00 USD	.00 USD
41	5.00 USD	4	60.00 USD		30.00 USD		30.00 USD		.00 USD	.00 USD	6	90.00 USD		.00 USD	.00 USD	.00 USD
41	.00 USD		.00 USD		.00 USD		.00 USD		.00 USD	.00 USD		40.00 USD		.00 USD	.00 USD	60.00 USD
41	5.00 USD		5.00 USD		.00 USD		.00 USD		.00 USD	5.00 USD		50.00 USD		.00 USD	.00 USD	75.00 USD
41	35.00 USD		35.00 USD		35.00 USD		.00 USD		.00 USD	70.00 USD		70.00 USD		.00 USD	.00 USD	40.00 USD
41	Total Lane	761	2,334.00 USD	330	1,026.00 USD	55	210.00 USD	6	17.00 USD	3,587.00 USD	1881	5,458.00 USD	0	0.00 USD	-28.00USD	9,017.00 USD
43	.00 USD		.00 USD		.00 USD		.00 USD		.00 USD	.00 USD	7	.00 USD		.00 USD	.00 USD	.00 USD
43	Total Lane	0	0.00 USD	0	0.00 USD	0	0.00 USD	0	0.00 USD	0.00 USD	17	0.00 USD	0	0.00 USD	0.00 USD	0.00 USD
45	.00 USD		.00 USD		.00 USD		.00 USD		.00 USD	.00 USD	40	.00 USD		.00 USD	.00 USD	.00 USD
45	.00 USD	751	,502.00 USD	356	712.00 USD	62	324.00 USD	3	46.00 USD	,584.00 USD		.00 USD		.00 USD	.00 USD	,584.00 USD

45	3.00 USD	336	.008.00 USD	53	459.00 USD	76	8.00 USD	9	7.00 USD	.722.00 USD		.00 USD		.00 USD	.00 USD	.722.00 USD
45	4.00 USD	42	568.00 USD	54	6.00 USD	30	.00 USD	6	4.00 USD	928.00 USD		.00 USD		.00 USD	.00 USD	928.00 USD
45	8.00 USD	49	392.00 USD		88.00 USD	7	56.00 USD		8.00 USD	544.00 USD		.00 USD		.00 USD	.00 USD	544.00 USD
45	.00 USD	3	30.00 USD	8	80.00 USD		.00 USD		.00 USD	30.00 USD		.00 USD		.00 USD	.00 USD	30.00 USD
45	5.00 USD		80.00 USD		5.00 USD		.00 USD		5.00 USD	.00 USD		.00 USD		.00 USD	.00 USD	.00 USD
45	.00 USD		40.00 USD	3	60.00 USD		.00 USD		.00 USD	.00 USD		.00 USD		.00 USD	.00 USD	.00 USD
45	5.00 USD		50.00 USD		5.00 USD		5.00 USD		.00 USD	.00 USD		.00 USD		.00 USD	.00 USD	.00 USD
45	30.00 USD		60.00 USD		.00 USD		.00 USD		.00 USD	60.00 USD		.00 USD		.00 USD	.00 USD	60.00 USD
45	35.00 USD		35.00 USD		35.00 USD		.00 USD		.00 USD	70.00 USD		.00 USD		.00 USD	.00 USD	70.00 USD
45	Total Lane	1310	3,965.00 USD	588	1,690.00 USD	279	793.00 USD	40	120.00 USD	6,568.00 USD	40	0.00 USD	0	0.00 USD	0.00 USD	6,568.00 USD
47	.00 USD		.00 USD		.00 USD		.00 USD		.00 USD	.00 USD	34	.00 USD		.00 USD	.00 USD	.00 USD
47	.00 USD	343	686.00 USD	59	318.00 USD	70	40.00 USD	3	6.00 USD	,170.00 USD	79	67.00 USD		.00 USD	-9.00USD	,328.00 USD
47	3.00 USD	89	567.00 USD	89	67.00 USD	46	38.00 USD	3	9.00 USD	981.00 USD	38	6.00 USD		.00 USD	-2.00USD	,095.00 USD
47	4.00 USD	99	396.00 USD	38	52.00 USD		80.00 USD	3	.00 USD	640.00 USD	9	36.00 USD		.00 USD	.00 USD	676.00 USD
47	8.00 USD	32	56.00 USD		96.00 USD	7	56.00 USD		8.00 USD	416.00 USD	7	56.00 USD		.00 USD	.00 USD	472.00 USD
47	.00 USD	8	80.00 USD	7	70.00 USD	4	40.00 USD		.00 USD	90.00 USD		.00 USD		.00 USD	.00 USD	310.00 USD
47	5.00 USD	6	90.00 USD	3	45.00 USD		.00 USD		.00 USD	35.00 USD		.00 USD		.00 USD	.00 USD	35.00 USD
47	.00 USD		40.00 USD		40.00 USD		.00 USD		.00 USD	80.00 USD		.00 USD		.00 USD	.00 USD	80.00 USD
47	5.00 USD	3	75.00 USD		5.00 USD		.00 USD		.00 USD	.00 USD		.00 USD		.00 USD	.00 USD	.00 USD
47	35.00 USD		420.00 USD		70.00 USD		.00 USD		.00 USD	490.00 USD		.00 USD		.00 USD	.00 USD	490.00 USD
47	Total Lane	704	2,710.00 USD	313	1,083.00 USD	147	454.00 USD	20	55.00 USD	4,302.00 USD	169	395.00 USD	0	0.00 USD	-11.00USD	4,686.00 USD
49	.00 USD		.00 USD		.00 USD		.00 USD		.00 USD	.00 USD	50	.00 USD		.00 USD	.00 USD	.00 USD
49	.00 USD	302	604.00 USD	8	56.00 USD	46	92.00 USD	4	8.00 USD	960.00 USD		.00 USD		.00 USD	.00 USD	960.00 USD
49	3.00 USD	76	528.00 USD	90	70.00 USD		66.00 USD		6.00 USD	870.00 USD		.00 USD		.00 USD	.00 USD	870.00 USD
49	4.00 USD	58	32.00 USD	34	36.00 USD		48.00 USD		8.00 USD	424.00 USD		.00 USD		.00 USD	4.00 USD	428.00 USD
49	8.00 USD	8	44.00 USD		96.00 USD	3	4.00 USD		.00 USD	64.00 USD		.00 USD		.00 USD	.00 USD	64.00 USD
49	.00 USD	4	40.00 USD	7	70.00 USD		.00 USD		.00 USD	.00 USD		.00 USD		.00 USD	.00 USD	.00 USD
49	5.00 USD	3	45.00 USD		.00 USD		5.00 USD		.00 USD	60.00 USD		.00 USD		.00 USD	.00 USD	60.00 USD
49	.00 USD		40.00 USD		.00 USD		.00 USD		.00 USD	60.00 USD		.00 USD		.00 USD	.00 USD	60.00 USD
49	35.00 USD		70.00 USD		.00 USD		35.00 USD		.00 USD	5.00 USD		.00 USD		.00 USD	.00 USD	5.00 USD
49	Total Lane	565	1,703.00 USD	272	848.00 USD	85	280.00 USD	8	22.00 USD	2,853.00 USD	50	0.00 USD	0	0.00 USD	4.00 USD	2,857.00 USD
51	.00 USD		4.00 USD		.00 USD		.00 USD		.00 USD	6.00 USD		.00 USD		.00 USD	.00 USD	6.00 USD
51	3.00 USD		6.00 USD		.00 USD		.00 USD		.00 USD	6.00 USD		.00 USD		.00 USD	.00 USD	6.00 USD
51	4.00 USD		4.00 USD		.00 USD		.00 USD		.00 USD	4.00 USD		.00 USD		.00 USD	.00 USD	4.00 USD
51	Total Lane	5	14.00 USD	1	2.00 USD	0	0.00 USD	0	0.00 USD	16.00 USD	0	0.00 USD	0	0.00 USD	0.00 USD	16.00 USD
53	.00 USD		.00 USD		.00 USD		.00 USD		.00 USD	.00 USD	30	.00 USD		.00 USD	.00 USD	.00 USD
53	.00 USD	39	478.00 USD		4.00 USD	40	80.00 USD	7	4.00 USD	776.00 USD		.00 USD		.00 USD	.00 USD	776.00 USD
53	3.00 USD	63	789.00 USD		300.00 USD	64	92.00 USD		36.00 USD	,317.00 USD		.00 USD		.00 USD	.00 USD	,317.00 USD
53	4.00 USD	51	604.00 USD	49	96.00 USD	5	.00 USD		8.00 USD	908.00 USD		.00 USD		.00 USD	.00 USD	908.00 USD
53	8.00 USD	50	400.00 USD	9	32.00 USD	4	.00 USD	3	4.00 USD	768.00 USD		.00 USD		.00 USD	.00 USD	768.00 USD
53	.00 USD		.00 USD	8	80.00 USD	5	50.00 USD		.00 USD	350.00 USD		.00 USD		.00 USD	.00 USD	350.00 USD
53	5.00 USD		80.00 USD	4	60.00 USD		5.00 USD		.00 USD	55.00 USD		.00 USD		.00 USD	.00 USD	55.00 USD
53	.00 USD	4	80.00 USD		.00 USD		40.00 USD		.00 USD	.00 USD		.00 USD		.00 USD	.00 USD	.00 USD
53	5.00 USD	3	75.00 USD		5.00 USD		50.00 USD		.00 USD	50.00 USD		.00 USD		.00 USD	.00 USD	50.00 USD
53	30.00 USD		30.00 USD		30.00 USD		.00 USD		.00 USD	60.00 USD		.00 USD		.00 USD	.00 USD	60.00 USD
53	35.00 USD		70.00 USD		70.00 USD		.00 USD		35.00 USD	75.00 USD		.00 USD		.00 USD	.00 USD	75.00 USD
53	Total Lane	747	2,926.00 USD	296	1,197.00 USD	153	639.00 USD	25	117.00 USD	4,879.00 USD	30	0.00 USD	0	0.00 USD	0.00 USD	4,879.00 USD
55	.00 USD		.00 USD		.00 USD		.00 USD		.00 USD	.00 USD	3	.00 USD		.00 USD	.00 USD	.00 USD
55	.00 USD	48	96.00 USD		44.00 USD		.00 USD		.00 USD	62.00 USD		.00 USD		.00 USD	.00 USD	64.00 USD

55	3.00 USD	51	53.00 USD	6	78.00 USD	7	.00 USD		6.00 USD	58.00 USD		.00 USD		.00 USD	.00 USD	58.00 USD
55	4.00 USD		80.00 USD	7	68.00 USD		4.00 USD		.00 USD	52.00 USD		.00 USD		.00 USD	.00 USD	52.00 USD
55	8.00 USD	8	64.00 USD	3	4.00 USD	5	40.00 USD		8.00 USD	36.00 USD		.00 USD		.00 USD	.00 USD	36.00 USD
55	.00 USD	5	50.00 USD		.00 USD		.00 USD		.00 USD	70.00 USD		.00 USD		.00 USD	.00 USD	70.00 USD
55	5.00 USD		5.00 USD		.00 USD		.00 USD		.00 USD	5.00 USD		.00 USD		.00 USD	.00 USD	5.00 USD
55	.00 USD		40.00 USD		.00 USD		.00 USD		.00 USD	40.00 USD		.00 USD		.00 USD	.00 USD	40.00 USD
55	35.00 USD		35.00 USD		35.00 USD		.00 USD		.00 USD	70.00 USD		.00 USD		.00 USD	.00 USD	70.00 USD
55	Total Lane	136	533.00 USD	70	259.00 USD	25	97.00 USD	3	14.00 USD	903.00 USD	3	0.00 USD	0	0.00 USD	2.00 USD	905.00 USD
57	.00 USD		.00 USD		.00 USD		.00 USD		.00 USD	.00 USD	3	.00 USD		.00 USD	.00 USD	.00 USD
57	.00 USD	38	476.00 USD	546	,092.00 USD	34	468.00 USD		44.00 USD	4,080.00 USD		.00 USD		.00 USD	.00 USD	4,082.00 USD
57	3.00 USD	95	3,585.00 USD	609	,827.00 USD	41	723.00 USD	32	96.00 USD	6,231.00 USD		.00 USD		.00 USD	3.00 USD	6,234.00 USD
57	4.00 USD	562	,248.00 USD	78	,112.00 USD	56	624.00 USD	8	32.00 USD	4,016.00 USD		.00 USD		.00 USD	.00 USD	4,028.00 USD
57	8.00 USD		,688.00 USD		,880.00 USD	49	392.00 USD		6.00 USD	,976.00 USD		.00 USD		.00 USD	.00 USD	,976.00 USD
57	.00 USD	98	980.00 USD	51	510.00 USD		.00 USD		.00 USD	,610.00 USD		.00 USD		.00 USD	.00 USD	,610.00 USD
57	5.00 USD	33	495.00 USD	7	55.00 USD		65.00 USD		5.00 USD	930.00 USD		.00 USD		.00 USD	.00 USD	930.00 USD
57	.00 USD	7	340.00 USD	9	80.00 USD		40.00 USD		.00 USD	560.00 USD		.00 USD		.00 USD	.00 USD	580.00 USD
57	5.00 USD	8	.00 USD	4	.00 USD		5.00 USD		5.00 USD	350.00 USD		.00 USD		.00 USD	.00 USD	350.00 USD
57	30.00 USD	7	.00 USD		30.00 USD		.00 USD		.00 USD	40.00 USD		.00 USD		.00 USD	.00 USD	40.00 USD
57	35.00 USD	8	80.00 USD	4	40.00 USD	6	.00 USD		.00 USD	630.00 USD		.00 USD		.00 USD	.00 USD	630.00 USD
57	Total Lane	3377	12,502.00 USD	1629	6,126.00 USD	712	2,767.00 USD	66	228.00 USD	21,623.00 USD	103	0.00 USD	0	0.00 USD	37.00 USD	21,660.00 USD
59	.00 USD		.00 USD		.00 USD		.00 USD		.00 USD	.00 USD	9	.00 USD		.00 USD	.00 USD	.00 USD
59	.00 USD	75	550.00 USD	5	.00 USD	38	76.00 USD		4.00 USD	840.00 USD	7	434.00 USD		.00 USD	.00 USD	,274.00 USD
59	3.00 USD	48	744.00 USD	4	342.00 USD	40	.00 USD	7	.00 USD	,227.00 USD	82	550.00 USD		.00 USD	-4.00 USD	,773.00 USD
59	4.00 USD		444.00 USD	57	8.00 USD		80.00 USD	3	.00 USD	764.00 USD	62	48.00 USD		.00 USD	.00 USD	,012.00 USD
59	8.00 USD	45	360.00 USD		68.00 USD	7	56.00 USD		6.00 USD	600.00 USD	5	.00 USD		.00 USD	.00 USD	720.00 USD
59	.00 USD	7	70.00 USD	6	60.00 USD	3	30.00 USD		.00 USD	60.00 USD	7	70.00 USD		.00 USD	.00 USD	330.00 USD
59	5.00 USD	5	75.00 USD		30.00 USD		.00 USD		.00 USD	5.00 USD	3	45.00 USD		.00 USD	.00 USD	50.00 USD
59	.00 USD		40.00 USD		.00 USD		.00 USD		.00 USD	60.00 USD		.00 USD		.00 USD	.00 USD	60.00 USD
59	5.00 USD	4	.00 USD	3	75.00 USD		.00 USD		.00 USD	75.00 USD		.00 USD		.00 USD	.00 USD	75.00 USD
59	30.00 USD		.00 USD		.00 USD		.00 USD		.00 USD	.00 USD		60.00 USD		.00 USD	.00 USD	60.00 USD
59	35.00 USD	7	45.00 USD		70.00 USD		70.00 USD		.00 USD	385.00 USD	3	5.00 USD		.00 USD	.00 USD	490.00 USD
59	Total Lane	714	2,728.00 USD	311	1,203.00 USD	110	432.00 USD	14	53.00 USD	4,416.00 USD	510	1,632.00 USD	0	0.00 USD	-4.00 USD	6,044.00 USD
61	.00 USD		.00 USD		.00 USD		.00 USD		.00 USD	.00 USD	41	.00 USD		.00 USD	.00 USD	.00 USD
61	.00 USD	3	446.00 USD	91	82.00 USD	30	60.00 USD	8	6.00 USD	704.00 USD		.00 USD		.00 USD	.00 USD	704.00 USD
61	3.00 USD		600.00 USD	81	43.00 USD		66.00 USD	8	4.00 USD	933.00 USD		.00 USD		.00 USD	.00 USD	933.00 USD
61	4.00 USD	60	40.00 USD	42	68.00 USD	5	60.00 USD		.00 USD	468.00 USD		.00 USD		.00 USD	8.00 USD	476.00 USD
61	8.00 USD	6	8.00 USD	7	36.00 USD		6.00 USD		6.00 USD	376.00 USD		.00 USD		.00 USD	.00 USD	376.00 USD
61	.00 USD	7	70.00 USD		.00 USD		.00 USD		.00 USD	80.00 USD		.00 USD		.00 USD	.00 USD	80.00 USD
61	5.00 USD		5.00 USD	3	45.00 USD		.00 USD		.00 USD	60.00 USD		.00 USD		.00 USD	.00 USD	60.00 USD
61	.00 USD		.00 USD		.00 USD		.00 USD		.00 USD	.00 USD		.00 USD		.00 USD	.00 USD	.00 USD
61	35.00 USD	3	5.00 USD		35.00 USD		.00 USD		.00 USD	40.00 USD		.00 USD		.00 USD	.00 USD	40.00 USD
61	Total Lane	520	1,684.00 USD	237	839.00 USD	69	202.00 USD	18	56.00 USD	2,781.00 USD	41	0.00 USD	0	0.00 USD	8.00 USD	2,789.00 USD
Total	Total	58430	179,506.00 USD	25169	77,866.00 USD	9448	29,929.00 USD	1268	3,902.00 USD	291,203.00 USD	9542	23,044.00 USD	182	424.00 USD	322.00 USD	314,993.00 USD

Total summary

Revenue-by-lane Report

From:	:00:00 M	Prepared by:	jencarnacion
To:	31/2022 11:59:59 PM	Generated:	3 2:12:59 PM
System server:	[1] DBS Central	Extended Income Report:	No
Car park:	[50] North Block		

Rate	Count VISA	VISA	Count MASTERCARD	MASTERCARD	Count AMEX	AMEX	Count DISCOVER	DISCOVER	Total Count CC	Total Amount CC	Count Cash	Cash	Count Chaser	Chaser	Other	Total Count	Total Revenue
.00 USD		.00 USD		.00 USD		.00 USD		.00 USD		.00 USD	378	.00 USD		.00 USD	.00 USD	378	.00 USD
.00 USD	31369	62,737.00 USD	3083	6,165.00 USD	5086	,172.00 USD	699	,398.00 USD	50237	,472.00 USD	4685	9,370.00 USD	58	320.00 USD	-4.00USD	55075	,158.00 USD
3.00 USD	8026	54,073.00 USD	8071	4,210.00 USD	765	8,295.00 USD	387	,161.00 USD	9249	87,739.00 USD	506	7,541.00 USD	5	43.00 USD	5.00 USD	31772	95,328.00 USD
4.00 USD	5766	3,061.00 USD	576	,304.00 USD	983	3,932.00 USD	8	432.00 USD	9433	37,729.00 USD	692	,769.00 USD	5	.00 USD	38.00 USD	38	40,556.00 USD
8.00 USD	834	4,672.00 USD	797	6,376.00 USD	342	,736.00 USD	42	336.00 USD	3015	4,120.00 USD	59	,284.00 USD		6.00 USD	-12.00USD	3176	5,408.00 USD
.00 USD	663	6,630.00 USD	313	3,130.00 USD	7	,270.00 USD	4	40.00 USD	7	,170.00 USD	54	540.00 USD		.00 USD	.00 USD	72	,720.00 USD
5.00 USD	80	4,200.00 USD	7	,755.00 USD	53	795.00 USD	7	5.00 USD	457	6,855.00 USD	4	360.00 USD		5.00 USD	5.00 USD	483	7,245.00 USD
.00 USD	50	3,000.00 USD	74	480.00 USD	7	540.00 USD		40.00 USD	53	5,060.00 USD	4	80.00 USD		.00 USD	.00 USD	68	5,360.00 USD
5.00 USD	86	,150.00 USD	36	900.00 USD	3	325.00 USD		50.00 USD	37	3,425.00 USD		75.00 USD		.00 USD	50.00 USD	48	3,750.00 USD
30.00 USD	49	470.00 USD	3	690.00 USD	9	70.00 USD		30.00 USD	82	,460.00 USD	8	40.00 USD		.00 USD	.00 USD	90	,700.00 USD
35.00 USD		7,035.00 USD	73	,555.00 USD	38	,330.00 USD	6	.00 USD	318	,130.00 USD		385.00 USD		.00 USD	.00 USD	329	,725.00 USD
37.00 USD		.00 USD		37.00 USD		.00 USD		.00 USD		37.00 USD		.00 USD		.00 USD	.00 USD		37.00 USD
38.00 USD		.00 USD		38.00 USD		38.00 USD		.00 USD		76.00 USD		.00 USD		.00 USD	.00 USD		76.00 USD
39.00 USD		.00 USD		78.00 USD		.00 USD		.00 USD		78.00 USD		.00 USD		.00 USD	.00 USD		78.00 USD
43.00 USD		.00 USD		43.00 USD		86.00 USD		.00 USD	3	9.00 USD		.00 USD		.00 USD	.00 USD	3	9.00 USD
60.00 USD		60.00 USD		.00 USD		.00 USD		.00 USD		60.00 USD		.00 USD		.00 USD	.00 USD		60.00 USD
65.00 USD		65.00 USD		.00 USD		.00 USD		.00 USD		65.00 USD		.00 USD		.00 USD	.00 USD		65.00 USD
70.00 USD		40.00 USD		.00 USD		40.00 USD		.00 USD	4	80.00 USD		.00 USD		.00 USD	.00 USD	4	80.00 USD
73.00 USD		73.00 USD		.00 USD		.00 USD		.00 USD		73.00 USD		.00 USD		.00 USD	.00 USD		73.00 USD
5.00 USD		.00 USD		5.00 USD		.00 USD		.00 USD		5.00 USD		.00 USD		.00 USD	.00 USD		5.00 USD
40.00 USD		40.00 USD		.00 USD		.00 USD		.00 USD		40.00 USD		.00 USD		.00 USD	.00 USD		40.00 USD
Total	58430	179,506.00 USD	25169	77,866.00 USD	9448	29,929.00 USD	1268	3,902.00 USD	94315	291,203.00 USD	9542	23,044.00 USD	182	424.00 USD	322.00 USD	104046	314,993.00 USD

Revenue-by-lane Report

From:	12/1/2022 12:00:00 AM	Prepared by:	jencarnacion
To:	12/31/2022 11:59:59 PM	Generated:	1/2/2023 2:14:47 PM
System server:	[1] DBS Central	Extended Income Report:	No
Car park:	[54] South Block		

Lane	Rate	Count VISA	VISA	Count MASTERCARD	MASTERCARD	Count AMEX	AMEX	Count DISCOVER	DISCOVER	Total Amount CC	Count Cash	Cash	Count Chaser	Chaser	Other	Total Revenue
8	0.00 USD	0	0.00 USD	0	0.00 USD	0	0.00 USD	0	0.00 USD	0.00 USD	25	0.00 USD	0	0.00 USD	0.00 USD	0.00 USD
8	2.00 USD	676	1,352.00 USD	229	458.00 USD	133	266.00 USD	15	30.00 USD	2,106.00 USD	0	0.00 USD	25	50.00 USD	0.00 USD	2,156.00 USD
8	3.00 USD	423	1,268.00 USD	180	540.00 USD	105	315.00 USD	8	24.00 USD	2,147.00 USD	0	0.00 USD	5	13.00 USD	0.00 USD	2,160.00 USD
8	4.00 USD	177	706.00 USD	86	344.00 USD	41	164.00 USD	11	44.00 USD	1,258.00 USD	0	0.00 USD	5	10.00 USD	0.00 USD	1,268.00 USD
8	8.00 USD	95	760.00 USD	39	312.00 USD	19	152.00 USD	1	8.00 USD	1,232.00 USD	0	0.00 USD	0	0.00 USD	0.00 USD	1,232.00 USD
8	10.00 USD	41	410.00 USD	27	270.00 USD	11	110.00 USD	4	40.00 USD	830.00 USD	0	0.00 USD	0	0.00 USD	0.00 USD	830.00 USD
8	15.00 USD	16	240.00 USD	11	165.00 USD	3	45.00 USD	1	15.00 USD	465.00 USD	0	0.00 USD	0	0.00 USD	0.00 USD	465.00 USD
8	20.00 USD	22	440.00 USD	10	200.00 USD	1	20.00 USD	1	20.00 USD	680.00 USD	0	0.00 USD	0	0.00 USD	20.00 USD	700.00 USD
8	25.00 USD	10	250.00 USD	8	200.00 USD	2	50.00 USD	0	0.00 USD	500.00 USD	0	0.00 USD	0	0.00 USD	0.00 USD	500.00 USD
8	30.00 USD	11	330.00 USD	5	150.00 USD	2	60.00 USD	0	0.00 USD	540.00 USD	0	0.00 USD	0	0.00 USD	0.00 USD	540.00 USD
8	35.00 USD	38	1,330.00 USD	8	280.00 USD	9	315.00 USD	0	0.00 USD	1,925.00 USD	0	0.00 USD	0	0.00 USD	35.00 USD	1,960.00 USD
8	38.00 USD	0	0.00 USD	1	38.00 USD	0	0.00 USD	0	0.00 USD	38.00 USD	0	0.00 USD	0	0.00 USD	0.00 USD	38.00 USD
8	39.00 USD	1	39.00 USD	0	0.00 USD	0	0.00 USD	0	0.00 USD	39.00 USD	0	0.00 USD	0	0.00 USD	0.00 USD	39.00 USD
8	70.00 USD	3	210.00 USD	0	0.00 USD	1	70.00 USD	1	70.00 USD	350.00 USD	0	0.00 USD	0	0.00 USD	0.00 USD	350.00 USD
8	105.00 USD	4	420.00 USD	0	0.00 USD	0	0.00 USD	0	0.00 USD	420.00 USD	0	0.00 USD	0	0.00 USD	0.00 USD	420.00 USD
8	Total Lane	1517	7,755.00 USD	604	2,957.00 USD	327	1,567.00 USD	42	251.00 USD	12,530.00 USD	25	0.00 USD	35	73.00 USD	55.00 USD	12,658.00 USD
10	0.00 USD	0	0.00 USD	0	0.00 USD	0	0.00 USD	0	0.00 USD	0.00 USD	16	0.00 USD	0	0.00 USD	0.00 USD	0.00 USD
10	2.00 USD	875	1,750.00 USD	358	716.00 USD	164	328.00 USD	25	50.00 USD	2,844.00 USD	0	0.00 USD	45	90.00 USD	0.00 USD	2,934.00 USD
10	3.00 USD	489	1,465.00 USD	187	561.00 USD	122	365.00 USD	13	39.00 USD	2,430.00 USD	0	0.00 USD	12	30.00 USD	0.00 USD	2,460.00 USD
10	4.00 USD	247	988.00 USD	114	456.00 USD	49	196.00 USD	7	28.00 USD	1,668.00 USD	0	0.00 USD	0	0.00 USD	4.00 USD	1,672.00 USD
10	8.00 USD	115	915.00 USD	54	432.00 USD	16	128.00 USD	4	32.00 USD	1,507.00 USD	0	0.00 USD	1	5.00 USD	8.00 USD	1,520.00 USD
10	10.00 USD	71	710.00 USD	26	260.00 USD	9	90.00 USD	0	0.00 USD	1,060.00 USD	0	0.00 USD	0	0.00 USD	0.00 USD	1,060.00 USD
10	15.00 USD	30	450.00 USD	13	195.00 USD	8	120.00 USD	4	60.00 USD	825.00 USD	0	0.00 USD	0	0.00 USD	0.00 USD	825.00 USD
10	20.00 USD	23	460.00 USD	10	200.00 USD	1	20.00 USD	1	20.00 USD	700.00 USD	0	0.00 USD	0	0.00 USD	0.00 USD	700.00 USD
10	25.00 USD	19	475.00 USD	2	50.00 USD	2	50.00 USD	0	0.00 USD	575.00 USD	0	0.00 USD	4	25.00 USD	0.00 USD	600.00 USD
10	30.00 USD	19	570.00 USD	2	60.00 USD	1	30.00 USD	1	30.00 USD	690.00 USD	0	0.00 USD	0	0.00 USD	60.00 USD	750.00 USD
10	35.00 USD	59	2,065.00 USD	16	560.00 USD	12	420.00 USD	1	35.00 USD	3,080.00 USD	0	0.00 USD	0	0.00 USD	105.00 USD	3,185.00 USD
10	38.00 USD	1	38.00 USD	0	0.00 USD	0	0.00 USD	0	0.00 USD	38.00 USD	0	0.00 USD	0	0.00 USD	0.00 USD	38.00 USD
10	43.00 USD	0	0.00 USD	1	43.00 USD	0	0.00 USD	0	0.00 USD	43.00 USD	0	0.00 USD	0	0.00 USD	0.00 USD	43.00 USD
10	45.00 USD	1	45.00 USD	0	0.00 USD	1	45.00 USD	0	0.00 USD	90.00 USD	0	0.00 USD	0	0.00 USD	0.00 USD	90.00 USD
10	70.00 USD	3	210.00 USD	1	70.00 USD	0	0.00 USD	0	0.00 USD	280.00 USD	0	0.00 USD	0	0.00 USD	0.00 USD	280.00 USD
10	72.00 USD	0	0.00 USD	0	0.00 USD	1	72.00 USD	0	0.00 USD	72.00 USD	0	0.00 USD	0	0.00 USD	0.00 USD	72.00 USD
10	105.00 USD	1	105.00 USD	1	105.00 USD	1	105.00 USD	0	0.00 USD	315.00 USD	0	0.00 USD	0	0.00 USD	0.00 USD	315.00 USD
10	140.00 USD	0	0.00 USD	1	140.00 USD	0	0.00 USD	0	0.00 USD	140.00 USD	0	0.00 USD	0	0.00 USD	0.00 USD	140.00 USD
10	190.00 USD	1	190.00 USD	0	0.00 USD	0	0.00 USD	0	0.00 USD	190.00 USD	0	0.00 USD	0	0.00 USD	0.00 USD	190.00 USD
10	Total Lane	1954	10,436.00 USD	786	3,848.00 USD	387	1,969.00 USD	56	294.00 USD	16,547.00 USD	16	0.00 USD	62	150.00 USD	177.00 USD	16,874.00 USD
13	0.00 USD	0	0.00 USD	0	0.00 USD	0	0.00 USD	0	0.00 USD	0.00 USD	7	0.00 USD	0	0.00 USD	0.00 USD	0.00 USD

13	2.00 USD	211	422.00 USD	61	122.00 USD	35	70.00 USD	5	10.00 USD	624.00 USD	174	347.00 USD	2	4.00 USD	-3.00 USD	972.00 USD
13	3.00 USD	311	932.00 USD	113	339.00 USD	63	189.00 USD	6	18.00 USD	1,478.00 USD	169	504.00 USD	2	4.00 USD	0.00 USD	1,986.00 USD
13	4.00 USD	165	660.00 USD	85	340.00 USD	29	116.00 USD	8	30.00 USD	1,146.00 USD	71	284.00 USD	1	2.00 USD	0.00 USD	1,432.00 USD
13	8.00 USD	66	528.00 USD	34	272.00 USD	15	120.00 USD	3	24.00 USD	944.00 USD	35	280.00 USD	0	0.00 USD	0.00 USD	1,224.00 USD
13	10.00 USD	40	400.00 USD	13	130.00 USD	4	40.00 USD	3	30.00 USD	600.00 USD	12	120.00 USD	0	0.00 USD	0.00 USD	720.00 USD
13	15.00 USD	13	195.00 USD	6	90.00 USD	1	15.00 USD	0	0.00 USD	300.00 USD	14	210.00 USD	0	0.00 USD	0.00 USD	510.00 USD
13	20.00 USD	5	100.00 USD	5	100.00 USD	1	20.00 USD	0	0.00 USD	220.00 USD	4	80.00 USD	0	0.00 USD	0.00 USD	300.00 USD
13	25.00 USD	9	225.00 USD	7	175.00 USD	3	75.00 USD	0	0.00 USD	475.00 USD	6	150.00 USD	0	0.00 USD	0.00 USD	625.00 USD
13	30.00 USD	3	90.00 USD	5	150.00 USD	0	0.00 USD	0	0.00 USD	240.00 USD	14	420.00 USD	0	0.00 USD	0.00 USD	660.00 USD
13	35.00 USD	30	1,050.00 USD	13	455.00 USD	5	175.00 USD	0	0.00 USD	1,680.00 USD	5	175.00 USD	0	0.00 USD	0.00 USD	1,855.00 USD
13	37.00 USD	0	0.00 USD	1	37.00 USD	0	0.00 USD	0	0.00 USD	37.00 USD	0	0.00 USD	0	0.00 USD	0.00 USD	37.00 USD
13	43.00 USD	1	43.00 USD	0	0.00 USD	0	0.00 USD	0	0.00 USD	43.00 USD	0	0.00 USD	0	0.00 USD	0.00 USD	43.00 USD
13	45.00 USD	0	0.00 USD	1	45.00 USD	0	0.00 USD	0	0.00 USD	45.00 USD	0	0.00 USD	0	0.00 USD	0.00 USD	45.00 USD
13	70.00 USD	0	0.00 USD	1	70.00 USD	0	0.00 USD	0	0.00 USD	70.00 USD	0	0.00 USD	0	0.00 USD	0.00 USD	70.00 USD
13	105.00 USD	1	105.00 USD	0	0.00 USD	1	105.00 USD	0	0.00 USD	210.00 USD	0	0.00 USD	0	0.00 USD	0.00 USD	210.00 USD
13	140.00 USD	1	140.00 USD	0	0.00 USD	0	0.00 USD	0	0.00 USD	140.00 USD	0	0.00 USD	0	0.00 USD	0.00 USD	140.00 USD
13	Total Lane	856	4,890.00 USD	345	2,325.00 USD	157	925.00 USD	25	112.00 USD	8,252.00 USD	511	2,570.00 USD	5	10.00 USD	-3.00 USD	10,829.00 USD
15	0.00 USD	0	0.00 USD	0	0.00 USD	0	0.00 USD	0	0.00 USD	0.00 USD	10	0.00 USD	0	0.00 USD	0.00 USD	0.00 USD
15	2.00 USD	302	604.00 USD	150	300.00 USD	67	134.00 USD	6	12.00 USD	1,050.00 USD	0	0.00 USD	0	2.00 USD	0.00 USD	1,052.00 USD
15	3.00 USD	362	1,086.00 USD	176	528.00 USD	105	315.00 USD	12	36.00 USD	1,965.00 USD	0	0.00 USD	0	3.00 USD	0.00 USD	1,968.00 USD
15	4.00 USD	192	764.00 USD	95	380.00 USD	55	220.00 USD	5	20.00 USD	1,384.00 USD	0	0.00 USD	0	4.00 USD	0.00 USD	1,388.00 USD
15	8.00 USD	84	672.00 USD	50	400.00 USD	17	136.00 USD	4	32.00 USD	1,240.00 USD	0	0.00 USD	0	0.00 USD	0.00 USD	1,240.00 USD
15	10.00 USD	32	320.00 USD	17	170.00 USD	6	60.00 USD	0	0.00 USD	550.00 USD	0	0.00 USD	0	0.00 USD	0.00 USD	550.00 USD
15	15.00 USD	22	330.00 USD	5	75.00 USD	1	15.00 USD	1	15.00 USD	435.00 USD	0	0.00 USD	0	0.00 USD	0.00 USD	435.00 USD
15	20.00 USD	7	140.00 USD	1	20.00 USD	1	20.00 USD	0	0.00 USD	180.00 USD	0	0.00 USD	0	0.00 USD	0.00 USD	180.00 USD
15	25.00 USD	4	100.00 USD	0	0.00 USD	0	0.00 USD	0	0.00 USD	100.00 USD	0	0.00 USD	0	0.00 USD	0.00 USD	100.00 USD
15	30.00 USD	3	90.00 USD	1	30.00 USD	0	0.00 USD	0	0.00 USD	120.00 USD	0	0.00 USD	0	0.00 USD	0.00 USD	120.00 USD
15	35.00 USD	4	140.00 USD	2	70.00 USD	6	210.00 USD	1	35.00 USD	455.00 USD	0	0.00 USD	0	0.00 USD	0.00 USD	455.00 USD
15	50.00 USD	0	0.00 USD	1	50.00 USD	0	0.00 USD	0	0.00 USD	50.00 USD	0	0.00 USD	0	0.00 USD	0.00 USD	50.00 USD
15	70.00 USD	1	70.00 USD	0	0.00 USD	0	0.00 USD	0	0.00 USD	70.00 USD	0	0.00 USD	0	0.00 USD	0.00 USD	70.00 USD
15	105.00 USD	1	105.00 USD	0	0.00 USD	0	0.00 USD	0	0.00 USD	105.00 USD	0	0.00 USD	0	0.00 USD	0.00 USD	105.00 USD
15	Total Lane	1014	4,421.00 USD	498	2,023.00 USD	258	1,110.00 USD	29	150.00 USD	7,704.00 USD	10	0.00 USD	0	9.00 USD	0.00 USD	7,713.00 USD
17	0.00 USD	0	0.00 USD	0	0.00 USD	0	0.00 USD	0	0.00 USD	0.00 USD	25	0.00 USD	0	0.00 USD	0.00 USD	0.00 USD
17	2.00 USD	260	520.00 USD	96	192.00 USD	20	40.00 USD	3	6.00 USD	758.00 USD	216	432.00 USD	0	0.00 USD	0.00 USD	1,190.00 USD
17	3.00 USD	33	99.00 USD	17	51.00 USD	3	9.00 USD	1	3.00 USD	162.00 USD	30	90.00 USD	0	0.00 USD	0.00 USD	252.00 USD
17	4.00 USD	15	60.00 USD	6	24.00 USD	0	0.00 USD	0	0.00 USD	84.00 USD	9	36.00 USD	0	0.00 USD	0.00 USD	120.00 USD
17	8.00 USD	11	88.00 USD	4	32.00 USD	4	32.00 USD	1	8.00 USD	160.00 USD	1	8.00 USD	0	0.00 USD	0.00 USD	168.00 USD
17	10.00 USD	2	20.00 USD	3	30.00 USD	2	20.00 USD	0	0.00 USD	70.00 USD	2	20.00 USD	0	0.00 USD	0.00 USD	90.00 USD
17	15.00 USD	5	75.00 USD	4	60.00 USD	1	15.00 USD	0	0.00 USD	150.00 USD	1	15.00 USD	0	0.00 USD	0.00 USD	165.00 USD
17	20.00 USD	0	0.00 USD	0	0.00 USD	1	20.00 USD	0	0.00 USD	20.00 USD	1	20.00 USD	0	0.00 USD	0.00 USD	40.00 USD
17	25.00 USD	2	50.00 USD	0	0.00 USD	0	0.00 USD	0	0.00 USD	50.00 USD	0	0.00 USD	0	0.00 USD	0.00 USD	50.00 USD
17	35.00 USD	2	70.00 USD	1	35.00 USD	0	0.00 USD	0	0.00 USD	105.00 USD	0	0.00 USD	0	0.00 USD	0.00 USD	105.00 USD
17	Total Lane	330	982.00 USD	131	424.00 USD	31	136.00 USD	5	17.00 USD	1,559.00 USD	285	621.00 USD	0	0.00 USD	0.00 USD	2,180.00 USD
19	0.00 USD	0	0.00 USD	0	0.00 USD	0	0.00 USD	0	0.00 USD	0.00 USD	15	0.00 USD	0	0.00 USD	0.00 USD	0.00 USD
19	2.00 USD	91	182.00 USD	32	64.00 USD	17	34.00 USD	2	4.00 USD	284.00 USD	0	0.00 USD	0	0.00 USD	0.00 USD	284.00 USD
19	3.00 USD	54	162.00 USD	22	66.00 USD	14	42.00 USD	2	6.00 USD	276.00 USD	0	0.00 USD	0	0.00 USD	0.00 USD	276.00 USD
19	4.00 USD	45	180.00 USD	22	88.00 USD	4	16.00 USD	0	0.00 USD	284.00 USD	0	0.00 USD	0	0.00 USD	0.00 USD	284.00 USD
19	8.00 USD	13	104.00 USD	4	32.00 USD	4	32.00 USD	1	8.00 USD	176.00 USD	0	0.00 USD	0	0.00 USD	0.00 USD	176.00 USD
19	10.00 USD	14	140.00 USD	3	30.00 USD	2	20.00 USD	0	0.00 USD	190.00 USD	0	0.00 USD	0	0.00 USD	0.00 USD	190.00 USD

19	15.00 USD	4	60.00 USD	2	30.00 USD	3	45.00 USD	1	15.00 USD	150.00 USD	0	0.00 USD	0	0.00 USD	0.00 USD	150.00 USD
19	20.00 USD	2	40.00 USD	2	40.00 USD	0	0.00 USD	0	0.00 USD	80.00 USD	0	0.00 USD	0	0.00 USD	0.00 USD	80.00 USD
19	25.00 USD	1	25.00 USD	1	25.00 USD	0	0.00 USD	0	0.00 USD	50.00 USD	0	0.00 USD	0	0.00 USD	0.00 USD	50.00 USD
19	30.00 USD	1	30.00 USD	0	0.00 USD	0	0.00 USD	0	0.00 USD	30.00 USD	0	0.00 USD	0	0.00 USD	0.00 USD	30.00 USD
19	35.00 USD	4	140.00 USD	1	35.00 USD	1	35.00 USD	0	0.00 USD	210.00 USD	0	0.00 USD	0	0.00 USD	0.00 USD	210.00 USD
19	73.00 USD	0	0.00 USD	0	0.00 USD	1	73.00 USD	0	0.00 USD	73.00 USD	0	0.00 USD	0	0.00 USD	0.00 USD	73.00 USD
19	Total Lane	229	1,063.00 USD	89	410.00 USD	46	297.00 USD	6	33.00 USD	1,803.00 USD	15	0.00 USD	0	0.00 USD	0.00 USD	1,803.00 USD
Total	Total	5900	29,547.00 USD	2453	11,987.00 USD	1206	6,004.00 USD	163	857.00 USD	48,395.00 USD	862	3,191.00 USD	102	242.00 USD	229.00 USD	52,057.00 USD

Total summary

Revenue-by-lane Report

From:	12/1/2022 12:00:00 AM	Prepared by:	jencarnacion
To:	12/31/2022 11:59:59 PM	Generated:	1/2/2023 2:14:47 PM
System server:	[1] DBS Central	Extended Income Report:	No
Car park:	[54] South Block		

Rate	Count VISA	VISA	Count MASTERCARD	MASTERCARD	Count AMEX	AMEX	Count DISCOVER	DISCOVER	Total Count CC	Total Amount CC	Count Cash	Cash	Count Chaser	Chaser	Other	Total Count	Total Revenue
0.00 USD	0	0.00 USD	0	0.00 USD	0	0.00 USD	0	0.00 USD	0	0.00 USD	98	0.00 USD	0	0.00 USD	0.00 USD	98	0.00 USD
2.00 USD	2415	4,830.00 USD	926	1,852.00 USD	436	872.00 USD	56	112.00 USD	3833	7,666.00 USD	390	779.00 USD	72	146.00 USD	-3.00 USD	4294	8,588.00 USD
3.00 USD	1672	5,012.00 USD	695	2,085.00 USD	412	1,235.00 USD	42	126.00 USD	2821	8,458.00 USD	199	594.00 USD	19	50.00 USD	0.00 USD	3034	9,102.00 USD
4.00 USD	841	3,358.00 USD	408	1,632.00 USD	178	712.00 USD	31	122.00 USD	1458	5,824.00 USD	80	320.00 USD	6	16.00 USD	4.00 USD	1540	6,164.00 USD
8.00 USD	384	3,067.00 USD	185	1,480.00 USD	75	600.00 USD	14	112.00 USD	658	5,259.00 USD	36	288.00 USD	1	5.00 USD	8.00 USD	694	5,560.00 USD
10.00 USD	200	2,000.00 USD	89	890.00 USD	34	340.00 USD	7	70.00 USD	330	3,300.00 USD	14	140.00 USD	0	0.00 USD	0.00 USD	344	3,440.00 USD
15.00 USD	90	1,350.00 USD	41	615.00 USD	17	255.00 USD	7	105.00 USD	155	2,325.00 USD	15	225.00 USD	0	0.00 USD	0.00 USD	170	2,550.00 USD
20.00 USD	59	1,180.00 USD	28	560.00 USD	5	100.00 USD	2	40.00 USD	94	1,880.00 USD	5	100.00 USD	0	0.00 USD	20.00 USD	99	2,000.00 USD
25.00 USD	45	1,125.00 USD	18	450.00 USD	7	175.00 USD	0	0.00 USD	70	1,750.00 USD	6	150.00 USD	4	25.00 USD	0.00 USD	77	1,925.00 USD
30.00 USD	37	1,110.00 USD	13	390.00 USD	3	90.00 USD	1	30.00 USD	54	1,620.00 USD	14	420.00 USD	0	0.00 USD	60.00 USD	68	2,100.00 USD
35.00 USD	137	4,795.00 USD	41	1,435.00 USD	33	1,155.00 USD	2	70.00 USD	213	7,455.00 USD	5	175.00 USD	0	0.00 USD	140.00 USD	218	7,770.00 USD
37.00 USD	0	0.00 USD	1	37.00 USD	0	0.00 USD	0	0.00 USD	1	37.00 USD	0	0.00 USD	0	0.00 USD	0.00 USD	1	37.00 USD
38.00 USD	1	38.00 USD	1	38.00 USD	0	0.00 USD	0	0.00 USD	2	76.00 USD	0	0.00 USD	0	0.00 USD	0.00 USD	2	76.00 USD
39.00 USD	1	39.00 USD	0	0.00 USD	0	0.00 USD	0	0.00 USD	1	39.00 USD	0	0.00 USD	0	0.00 USD	0.00 USD	1	39.00 USD
43.00 USD	1	43.00 USD	1	43.00 USD	0	0.00 USD	0	0.00 USD	2	86.00 USD	0	0.00 USD	0	0.00 USD	0.00 USD	2	86.00 USD
45.00 USD	1	45.00 USD	1	45.00 USD	1	45.00 USD	0	0.00 USD	3	135.00 USD	0	0.00 USD	0	0.00 USD	0.00 USD	3	135.00 USD
50.00 USD	0	0.00 USD	1	50.00 USD	0	0.00 USD	0	0.00 USD	1	50.00 USD	0	0.00 USD	0	0.00 USD	0.00 USD	1	50.00 USD
70.00 USD	7	490.00 USD	2	140.00 USD	1	70.00 USD	1	70.00 USD	11	770.00 USD	0	0.00 USD	0	0.00 USD	0.00 USD	11	770.00 USD
72.00 USD	0	0.00 USD	0	0.00 USD	1	72.00 USD	0	0.00 USD	1	72.00 USD	0	0.00 USD	0	0.00 USD	0.00 USD	1	72.00 USD
73.00 USD	0	0.00 USD	0	0.00 USD	1	73.00 USD	0	0.00 USD	1	73.00 USD	0	0.00 USD	0	0.00 USD	0.00 USD	1	73.00 USD
105.00 USD	7	735.00 USD	1	105.00 USD	2	210.00 USD	0	0.00 USD	10	1,050.00 USD	0	0.00 USD	0	0.00 USD	0.00 USD	10	1,050.00 USD
140.00 USD	1	140.00 USD	1	140.00 USD	0	0.00 USD	0	0.00 USD	2	280.00 USD	0	0.00 USD	0	0.00 USD	0.00 USD	2	280.00 USD
190.00 USD	1	190.00 USD	0	0.00 USD	0	0.00 USD	0	0.00 USD	1	190.00 USD	0	0.00 USD	0	0.00 USD	0.00 USD	1	190.00 USD
Total	5900	29,547.00 USD	2453	11,987.00 USD	1206	6,004.00 USD	163	857.00 USD	9722	48,395.00 USD	862	3,191.00 USD	102	242.00 USD	229.00 USD	10672	52,057.00 USD

MIDTOWN MIAMI
COMMUNITY DEVELOPMENT DISTRICT

STAFF
REPORTS
DII

MIDTOWN MIAMI COMMUNITY DEVELOPMENT DISTRICT

BOARD OF SUPERVISORS FISCAL YEAR 2022/2023 MEETING SCHEDULE

LOCATION

*Offices of the CDD, Shops at Midtown Miami
3401 N. Miami Avenue, Suite 132, 2nd floor parking garage, Miami, Florida 33127*

DATE	POTENTIAL DISCUSSION/FOCUS	TIME
October 11, 2022 CANCELED	Regular Meeting	2:00 P.M.
November 8, 2022 CANCELED	Regular Meeting	2:00 P.M.
December 13, 2022 CANCELED	Regular Meeting	2:00 P.M.
January 10, 2023	Regular Meeting	2:00 P.M.
February 14, 2023	Regular Meeting	2:00 P.M.
March 14, 2023	Regular Meeting	2:00 P.M.
April 11, 2023	Regular Meeting	2:00 P.M.
May 9, 2023	Regular Meeting	2:00 P.M.
June 13, 2023	Regular Meeting	2:00 P.M.
July 11, 2023	Regular Meeting	2:00 P.M.
August 8, 2023	Regular Meeting	2:00 P.M.
September 12, 2023	Regular Meeting	2:00 P.M.